
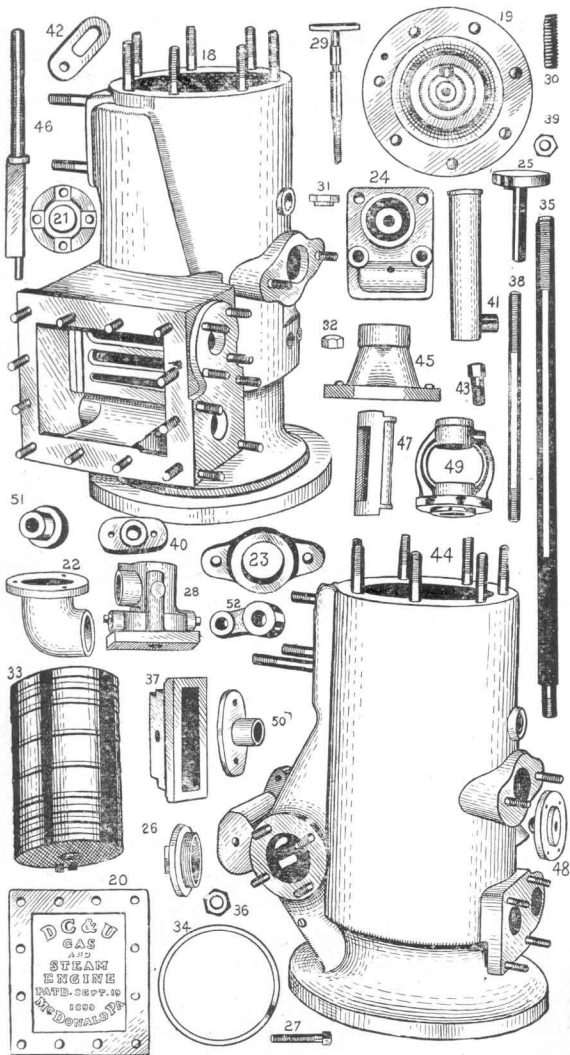


Parts of
**THE D. C. & U. CONVERTIBLE
GAS AND STEAM CYLINDER**

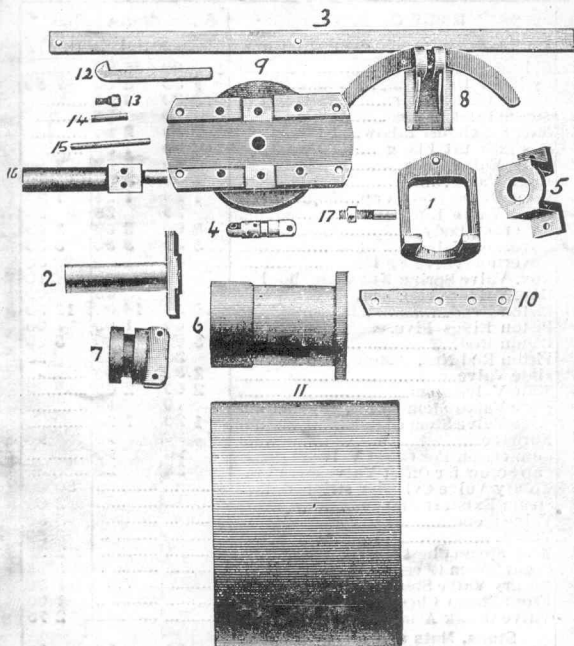


Manufactured by
B. D. TILLINGHAST, McDonald, Pa.

Telephones Bell 15-J
P. & A. 58-1



No.	NAME OF PART	Slide Valve		Rotary Valve
		8½ x 12	10x12	8½ x 12
18	Cylinder stripped.....	\$50 00	\$55 00
19	Cylinder Head.....	7 50	8 00	\$7 50
20	Steam Chest Cover.....	3 50	3 50
21	Steam Inlet Flange.....	75	75
22	Steam Exhaust Elbow.....	2 50	2 50
23	Gas Exhaust Flange.....	1 50	1 50
24	Inlet Valve Body.....	8 00	8 00	8 00
25	Inlet Valve.....	3 00	3 00	3 00
26	Inlet Valve Body Cap.....	1 25	1 25	1 25
27	Inlet Valve Lift Screw.....	25	25	25
28	Governor Body.....	8 00	8 00	8 00
29	Governor Valve.....	3 50	3 50	3 50
30	Governor Valve Spring.....	30	30	30
31	Gov. Valve Spring Nut with Shoulder.....	10	10	10
32	Gov. Valve Spring Nut, Plain.....	05	05	05
33	Piston Head.....	13 50	14 50	13 50
34	Piston Rings Five, each.....	1 00	1 00	1 00
35	Piston Rod.....	5 00	5 00	5 00
36	Piston Rod Nut, Piston End.....	25	25	25
37	Slide Valve.....	2 50	2 50
38	Slide Valve Stem.....	2 00	2 00
39	Slide Valve Stem Nut, 6, each.....	10	10
40	Slide Valve Stem Gland.....	1 20	1 20
41	Furnace.....	90	90	90
42	Connection For Offset Valve Stem.....	90	90
43	Cap Screw for Offset Valve Stem Con.....	25	25
44	Rotary Valve Cylinder stripped.....	50 00
45	Steam Exhaust Flange.....	2 00
46	Valve Stem.....	3 50
47	Valve.....	3 50
48	Back Steam Chest Head.....	2 25
49	Front Steam Chest Head.....	5 25
50	Rotary Valve Stem Gland.....	1 50
51	Front Steam Chest Head Bushing.....	1 00
52	Valve Crank Arm, (malleable).....	2 75
Studs, Nuts and Set Screws				
2	Long Inlet Valve Body Studs, each.....	35	35	35
2	Short Inlet Valve Body Studs, each.....	30	30	30
7	Cylinder Flange Studs, each.....	30	30	30
7	Cylinder Head Studs, each.....	30	30	30
2	Gas Exhaust Flange Studs, each.....	20	20	20
12	Steam Chest Cover Studs, each.....	20	20	20
4	Steam Inlet Flange Studs, each.....	20	20
4	Governor Body Studs, each.....	20	20	20
3	Steam Exhaust Ells Studs, each.....	15	20
2	Valve Stem Gland Studs, each.....	15	15	15
2	Set Screws for Furnace, each.....	05	05	05
1	Set Screw for Valve Stem Gland.....	05	05
2	Steam Exhaust Flange Bolts, each.....	10
Miscellaneous Fittings				
	Asbestos Furnace Liner.....	25	25	25
	6 in. Nickel Alloy Ignition Tube.....	1 50	1 50	1 50
	Cylinder Oiler.....	2 50	2 50	2 50
	Needle Valve and Mixer.....	60	60	60
	¾ in. Indicator Gas Cock.....	1 50	1 50	1 50
	Throttle Valve, with grooved wheel.....	3 50	3 50	3 50
	Gasometer.....	3 50	3 50	3 50
	No. 1 Grease Cup.....	75	75	75
	No. 2 Grease Cup.....	90	90	90



PARTS OF THE D. C. & U. CLUTCH PULLEY

No.	NAME	12 in.	14 in.	16 in.	18 in.	20 in.
1	Shifter Casting	\$ 75	75	75	75	75
2	Tee Post			1 25	1 25	1 25
3	Shifter Lever	75	75	75	75	75
4	Toggle, each.	2 00	2 00	2 00	2 00	2 00
5	Center Guide	1 25	1 25			
6	Hub 6 inch	6 00	6 00	6 00	6 00	6 00
	Hub 7 inch	7 00	7 00	7 00	7 00	7 00
7	Spool	1 25	1 25	1 25	1 25	1 25
8	Shoe, per set	3 00	3 25	3 50	3 60	4 00
9	Shoe Box	6 00	6 00	6 00	6 10	6 20
10	Strap, each	70	70	70	80	80
11	Wheel	8 75	9 00	10 50	13 00	13 50
12	Key	75	75	75	75	75
13	Set Screw, each	10	10	10	10	10
14	Pin, each	10	10	10	10	10
15	Roller, each	05	05	05	05	05
16	Center Post, 12 & 14 in.	4 00	4 00			
17	Round Key	25	25	25	25	25