


L491  
Distributor's wholesale Price List.  
Retail Prices Approx. 20% higher.



PARTS LIST  
*for*  
Model S Engine



*Novo Single Cylinder Engine*

**Bock Equipment Co.**  
1900 Northwestern Avenue  
Indianapolis, Ind.

5M 9-26

U. S. A.

New York Office—Room 243 Graybar Bldg. 420 Lexington Ave.

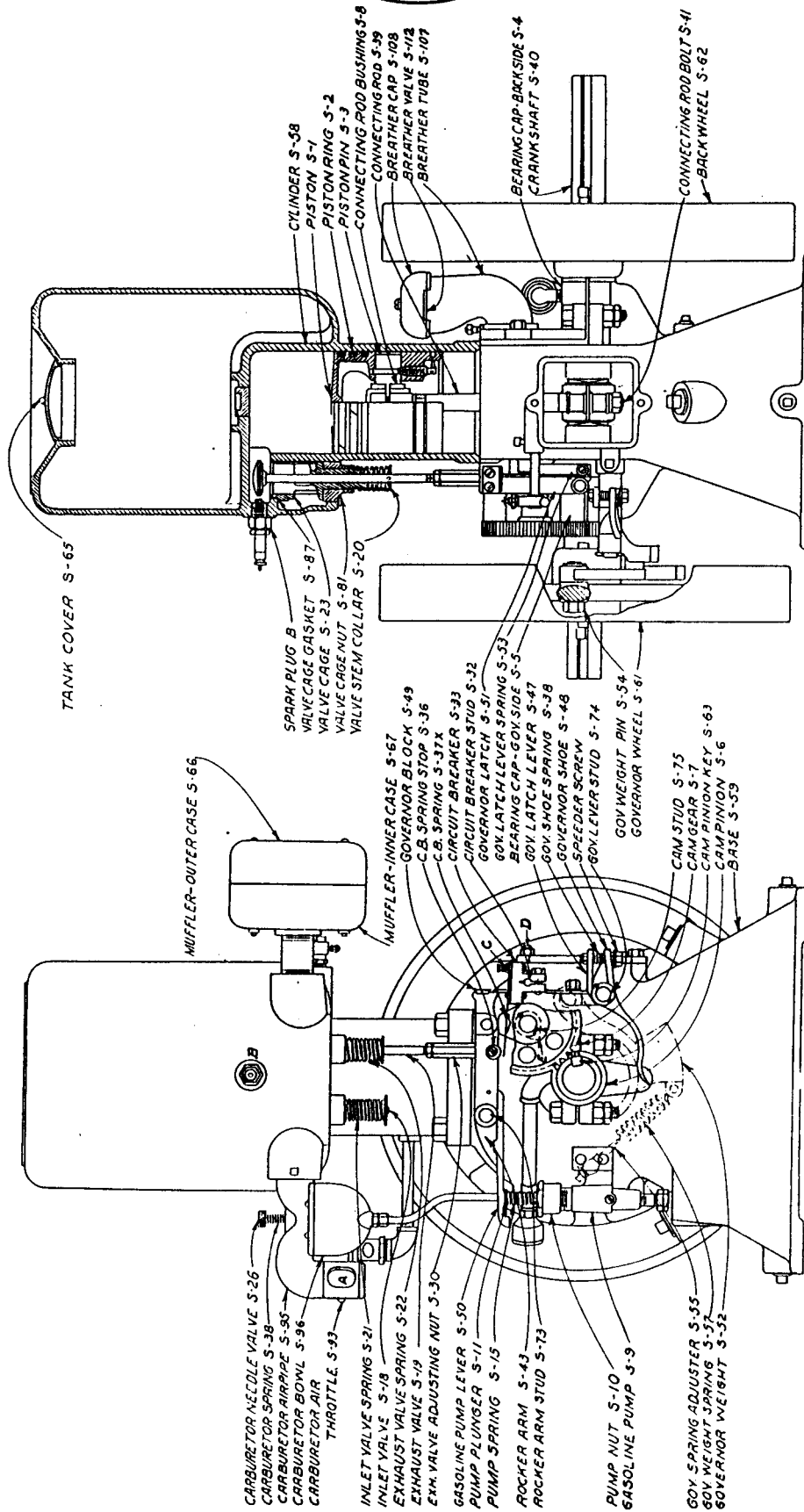


Fig. C348—Sectional View Model S Single Cylinder Engine

Always Give Model and Serial Number of Engine and Outfit When Ordering Repairs



### NOTICE TO CUSTOMERS ORDERING REPAIR PARTS FOR ENGINES NUMBERED PREVIOUS TO 13,000

The parts listed in this book are intended primarily for engines numbered above 13,000. They may, however, be used to good advantage when ordering parts to be used on Models built previous to engine 13,000 if you will be careful to furnish the following information when ordering parts:

The serial number of the engine appearing on the brass name plate attached to the engine cylinder.  
The horse power of the engine stamped on the name plate.  
Name of part required.

When ordering the following parts: Cylinder, Piston, Piston Rings and Crankshaft, give the inside diameter of the engine cylinder. If ordering gears give the number of teeth and state whether the flywheel rotates to the right or left looking at governor side.

### NOTICE TO CUSTOMERS ORDERING REPAIRS EFFECTED BY A CHANGE IN DESIGN OF PARTS

Change in design affecting the replacement of valve cages. New style cages first used on the following engine:

8 H. P. engine number 57705. 10 H. P. engine number 46944.

If your engine is numbered previous to the above number and your repair order includes valve cages, do not overlook the necessity of furnishing the engine number with your order.

A change in design has been made on the 2 H. P. engine, first of the new design being numbered 73672. Cylinder bore changed from  $3\frac{3}{4}$  to 4. When ordering cylinder, piston, piston rings, or piston pin be sure to furnish the serial number of your engine.

Change in design effecting piston pin lock screw on engines numbered 47571 to 59900, inclusive. When ordering piston pin set screw state the number of threads to the inch.

Change in design effecting the connecting rod bolts. When ordering connecting rod bolts and your engine is numbered previous to 47571 be sure to give the diameter of bolts and engine number.

Change in piston and rings effecting ring and ring groove from eccentric ring  $1\frac{1}{2}$  S2A to concentric ring NF2 first used on  $1\frac{1}{2}$  H. P. engine 95067.

Change in design effecting following parts, first used on  $1\frac{1}{2}$  H. P. engine No. 80573.

FROM OLD STYLE	TO NEW STYLE—NOT INTERCHANGEABLE	DIFFERENCE
1 S4 Bearing cap-back side	$1\frac{1}{2}$ S4 Bearing cap-back side	Change to same type as used on 2-10 H.P.
1 S5 Bearing cap-governor side	$1\frac{1}{2}$ S5 Bearing cap-governor side	Change to same type as used on 2-10 H.P.
1 S6X Cam pinion	$1\frac{1}{2}$ S6 Cam pinion	From 14 to 18 teeth
1 S7B Cam gear with 1 S46A	2 S7B Cam gear with $1\frac{1}{2}$ S46	From 28 to 36 feet
$1\frac{1}{2}$ S30 Exhaust valve adjusting nut	$1\frac{1}{2}$ S30A Exhaust valve adjusting nut	From $3\frac{3}{4}$ " to $2\frac{1}{8}$ " long
1 S43 Rocker arm	1 S43A Rocker arm	From $6\frac{1}{16}$ " to $7\frac{1}{8}$ " long
1 S46A Cam for battery ignition	$1\frac{1}{2}$ S46 Cam for battery ignition	From $2\frac{3}{8}$ " to $2\frac{1}{2}$ " long
1 S48 Governor shoe	$1\frac{1}{2}$ S48A Governor shoe	From $6\frac{1}{8}$ " to $5\frac{1}{2}$ " long
2 S51 Governor latch	$1\frac{1}{2}$ S51 Governor latch	From $3\frac{1}{16}$ " to $4\frac{7}{8}$ " long
$1\frac{1}{2}$ S59 Engine base	$1\frac{1}{2}$ S59A Engine base	Designed to use new style bearing, caps, gears and hand hole cover
1 S75 Cam shaft	$1\frac{1}{2}$ S75 Cam shaft	From $3\frac{5}{8}$ " to $3\frac{3}{4}$ " long
1 S80 Main bearing liners, back side	$1\frac{1}{2}$ S80 & 80A Main bear. liners, back side	Same type as used on 2-10 H.P. engines
1 S82 Main bearing liners, governor side	$1\frac{1}{2}$ S82 & 82A Main bear. liners, gov. side	Same type as used on 2-10 H.P. engines
$1\frac{1}{2}$ S83 Gasoline pump suction pipe	$1\frac{1}{2}$ S83A Gasoline pump suction pipe	From $5\frac{3}{4}$ " to 7" long

### IGNITION CHANGE ON ALL SIZES FROM $1\frac{1}{2}$ TO 10 H. P.

Changed from battery to magneto ignition as standard equipment January 1st, 1924, engine No. 85010. Obsolete circuit breaker, battery box, coil, and cam for battery ignition replaced by cam with eccentric for EK Wico Magneto.

Change in design effecting cam for Wico Magneto from large to small eccentric, also effecting connecting parts and using parts NM52A, NM53A, NM54B,  $1\frac{1}{2}$ NM55, 6NM55, NM58B, NM62A and S556B with cam with small eccentric, first used on  $1\frac{1}{2}$  H. P. engine No. 92634, 2 H. P. No. 92112, 3 H. P. No. 92580, 4 H. P. No. 93910, 6 H. P. No. 93248, 8 H. P. No. 93933, 10 H. P. No. 94048.

### INSTRUCTIONS FOR ORDERING PARTS

Always give serial number of engine and outfit as it appears on the brass name plates.

Always specify type and model of both engine and outfit.

Always give symbol and name of each part.

All prices are F.O.B. Lansing, Michigan.

State whether shipments are to be forwarded parcel post, express, or freight.

Orders for parts should be written separately from correspondence pertaining to other matters. Be sure to write your name and complete address plainly.

Do not order by sets. State exactly how many pieces are required.

This Parts List supersedes all others of previous date. Prices are subject to change without notice.

Returned parts must be tagged showing shipper's name and address, and be accompanied by claim letter giving full details together with serial number of engine and outfit. In case of declined claims the inspected parts are subject to the shipper's orders for disposition and we cannot be held responsible for such parts for more than 30 days.

Claims for defective parts not of our manufacture must be made to their respective makers insofar as they are fully warranted by their manufacturers.

All claims must be made within 3 days after receipt of goods.

**Always Give Model and Serial Number of Engine and Outfit When Ordering Repairs**

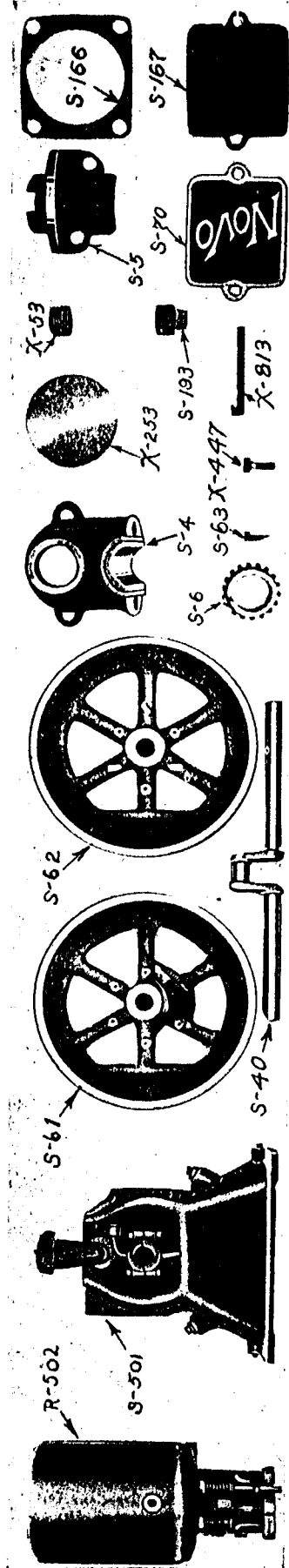
Distributor's wholesale Price List.  
Retail Prices Approx. 20% higher.



N O V O E N G I N E C O M P A N Y

L A N S I N G , M I C H I G A N , U . S . A .

CYLINDER, BASE, CRANK SHAFT, AND FLY WHEEL PARTS



Part No.	Name of Part	1 1/2 H. P.		2 H. P.		3 H. P.		4 H. P.		6 H. P.		8 H. P.		10 H. P.	
		Symbol	Price	Symbol	Price	Symbol	Price	Symbol	Price	Symbol	Price	Symbol	Price	Symbol	Price
R501	Base, complete per group R501	1 1/2 R501A	28.00	2R501	35.00	4R501	44.00	6R501	60.00	8R501	76.00	10R501	93.00		
S4	Bearing Cap, back side	1 1/2 S4	3.00	2S4B	3.25	3S4A	3.50	4S4A	3.50	6S4A	4.00	8S4A	4.75	9S4B	5.00
S5	Bearing Cap, governor side	1 1/2 S5	2.50	2S5B	2.85	3S5A	2.85	4S5A	3.00	6S5	3.35	8S5	4.00	9S5	4.00
S80	Shims for S4, 1/64"	1 1/2 S80	.01	2S80B	.01	3S80B	.01	4S80B	.01	6S80B	.01	8S80B	.02	9S80B	.02
S80A	Shims for S4, 1/16"	1 1/2 S80A	.02	2S80C	.02	3S80C	.02	4S80C	.02	6S80C	.03	8S80C	.04	9S80C	.04
S82	Shims for S5, 1/64"	1 1/2 S82	.01	2S82B	.01	3S82B	.01	4S82	.01	6S82	.01	8S82	.02	9S82	.02
S82A	Shims for S5, 1/16"	1 1/2 S82A	.02	2S82C	.02	3S82C	.02	4S82A	.02	6S82A	.03	8S82A	.04	9S82A	.04
S183	Shims for S5, 1/64"	1 1/2 S183	.01	2S183	.01	3S183	.01	4S183	.01	6S183	.01	8S183	.02	9S183	.02
S183A	Shims for S5, 1/16"	1 1/2 S183A	.02	2S183A	.02	3S183A	.02	4S183A	.02	6S183A	.03	8S183A	.04	9S183A	.04
S193	Filler hole plug with vent.	1 1/2 S193	.15	2S193	.15	3S193	.15	4S193	.15	6S193	.20	8S193	.20	9S193	.20
	Expansion plug for S59, 6-8-10 H. P. 2 used	1 X253	.30	2X253	.30	3X253	.30	4X253	.30	6X253	.30	8X253	.30	9X253	.30
	Plug for oil drain	1 X41	.04	2X41	.04	3X41	.04	4X41	.04	6X41	.04	8X41	.04	9X41	.04
	Plug for gasoline drain	1 X43	.10	2X43	.10	3X43	.10	4X43	.10	6X43	.10	8X43	.10	9X43	.10
	Plug for gasoline filler hole	1 X45	.10	2X45	.10	3X45	.10	4X45	.10	6X45	.10	8X45	.10	9X45	.10
	Countersunk plug for bottom of base	1 X53	.15	2X53	.15	3X53	.15	4X53	.15	6X53	.15	8X53	.15	9X53	.15
	Bushing for pump suction pipe	1 X66	.10	2X66	.10	3X66	.10	4X66	.10	6X66	.10	8X66	.10	9X66	.10
	Elbow for grease cup, S4 and S5	1 X89	.15	2X89	.15	3X89	.15	4X89	.15	6X89	.15	8X89	.15	9X89	.15
	Set screw for S4 and 32 (6-10 H. P. S32 and 4 H. P. S4 uses X308)	2 X307	.02	3X307	.02	4X307	.02	5X307	.02	6X307	.02	7X307	.02	8X307	.02
	Set screw for S73-74 and 75 (4 H. P. S75 uses X316)	3 X316	.04	4X316	.04	5X316	.04	6X316	.04	7X316	.04	8X316	.04	9X316	.04
	Locknut for S4 and S5 (1 1/2 H. P. S4 uses X483)	4 X356	.03	5X356	.03	6X356	.03	7X356	.03	8X356	.03	9X356	.03	10X356	.03
	Hex. nut for S4 and S5	2 X369	.04	3X369	.04	4X369	.04	5X369	.04	6X369	.04	7X369	.04	8X369	.04
	Cap screw for S4, side plate	2 X433	.04	3X433	.04	4X433	.04	5X433	.04	6X433	.04	7X433	.04	8X433	.04
	Cap screw for S70 (2 used on 1 1/2 H. P.)	4 X447	.04	5X447	.04	6X447	.04	7X447	.04	8X447	.04	9X447	.04	10X447	.04
	Cap screw for S4 and S5	4 X454	.10	5X454	.10	6X454	.10	7X454	.10	8X454	.10	9X454	.10	10X454	.10
	Governor Latch Stop Stud.	1 1/2 S32	.10	2S32	.10	3S32	.10	4S32	.10	6S32	.15	8S32	.15	9S32	.15
S32	Handhole cover (1 used on 1 1/2 H. P.)	2 1/2 S70	.50	3S70	.50	4S70	.50	5S70	.50	6S70	.50	7S70	.50	8S70	.50
S70	Handhole cover gasket (1 used on 1 1/2 H. P.)	2 1/2 S167	.05	3S167	.05	4S167	.05	5S167	.05	6S167	.05	7S167	.05	8S167	.05
S167	Grease cup for S4 and S5	2 X14	.08	3X14	.08	4X14	.08	5X14	.08	6X14	.08	7X14	.08	8X14	.08
	Coupling for grease cup S5	1 X72	.12	2X72	.12	3X72	.12	4X72	.12	5X72	.12	6X72	.12	7X72	.12
	Pipe nipple for S5	1 X107	.10	2X107	.10	3X107	.10	4X107	.10	5X107	.10	6X107	.10	7X107	.10

\*PARTS NOT ILLUSTRATED.

Always Give Model and Serial Number of Engine and Outfit When Ordering Repairs

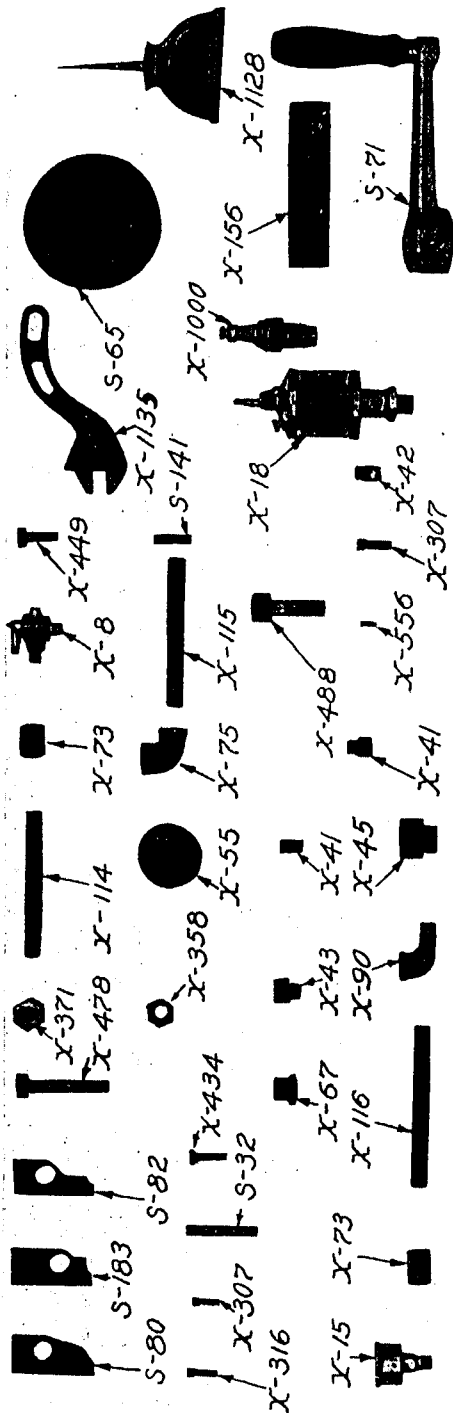
Distributor's wholesale Price List.  
Retail Prices Approx. 20% higher.

N O V O E N G I N E C O M P A N Y



L A N S I N G , M I C H I G A N , U . S . A .

CYLINDER, BASE, CRANK SHAFT, AND FLYWHEEL PARTS—Continued



Part No.	Name of Part	1 1/2 H. P.	2 H. P.	3 H. P.	4 H. P.	6 H. P.	8 H. P.	10 H. P.
No. Used	Symbol	Price	Symbol	Price	Symbol	Price	Symbol	Price
R502	Cylinder complete with assemblies R502, 503, 504, 700							
	Pipe plug (2 used on 1 1/2 and 2 H. P.)	1 1/2 R502	2R502	3R502	4R502	6R502	8R502	10R502
	Pipe plug	X41	X41	X41	X41	X41	X41	X41
	Pipe plug for top of cylinder	X55	X55	X55	X55	X55	X55	X55
	Set screw for carburetor	X306	X307	X307	X307	X307	X307	X308
	Drive screw for name plate	X556	X556	X556	X556	X556	X556	X556
	*Priming cup	X8	X8	X8	X8	X8	X8	X8
	Water drain cock	X73	X73	X73	X73	X73	X73	X73
	Coupling for water drain	X114	X114	X114	X114	X114	X114	X114
	Water drain on pipe	X114	X114	X114	X114	X114	X114	X114
	Cam pinion on crankshaft	1 1/2 S6	2S6	2S6X	2S6X	2S6X	2S6X	2S6X
	Crankshaft	1 1/2 S40D	2S40	3S40A	4S40	6S40	8S40	10S40
	Flywheel, governor side with governor weight assembly	1 1/2 S61E	1 1/2 S61E	2S61E	3S61B	5S61F	8S61E	10S61E
	Flywheel, back side	1 1/2 S62E	1 1/2 S62E	2S62E	3S62B	5S62F	8S62E	10S62E
	Key for cam pinion	1 S63X	2S63B	2S63X	2S63X	2S63X	2S63X	2S63X
	Cylinder Cover	S65	S65	S65	S65	S65	S65	S65
	Starting Crank	S71	S71	S71	S71	S71	S71	S71
	Starting Crank (For L. H. operation only)	S71L	S71L	S71L	S71L	S71L	S71L	S71L
	Stud, Governor Weight Stop	S141	S141	S141	S141	S141	S141	S141
	Cylinder to Base Gasket	S166	S166	S166	S166	S166	S166	S166
	Fuel Pump Cap Screw	S192	S192	S192	S192	S192	S192	S192
	Cylinder Lubricator	X18	X18	X18	X18	X18	X18	X18
	Elbow for Cylinder Lubricator	X75	X75	X75	X75	X75	X75	X75
	Nipple for Cylinder Lubricator	X113	X113	X113	X113	X113	X113	X113
	Exhaust Pipe	X146	X156	X156	X152	X172	X172	X174
	*Cotter Pins for S73-74-75 (8-10 H. P. S75 uses X283)	X276	X276	X276	X276	X276	X276	X276
	Cap Screws, Cylinder to Base	X473	X488	X488	X488	X503	X515	X515
	Flywheel Key	X834	X813	X816	X816	X819	X822	X824
	Spark Plug	X1000	X1000	X1000	X1000	X1000	X1000	X1000
	Oil Can	X1128	X1128	X1128	X1128	X1128	X1128	X1128
	Adjustable Wrench	X1135	X1135	X1135	X1135	X1136	X1136	X1136
	*PARTS NOT ILLUSTRATED							

\*PARTS NOT ILLUSTRATED

Always Give Model and Serial Number of Engine and Outfit When Ordering Repairs

**Distributor's wholesale Price List.**  
**Retail Prices Approx. 20% higher.**

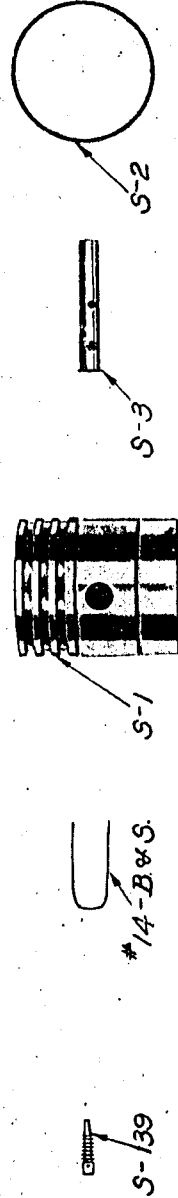
N O V O E N G I N E C O M P A N Y

L A N S I N G , M I C H I G A N , U . S . A .



**PISTON PARTS—R700**

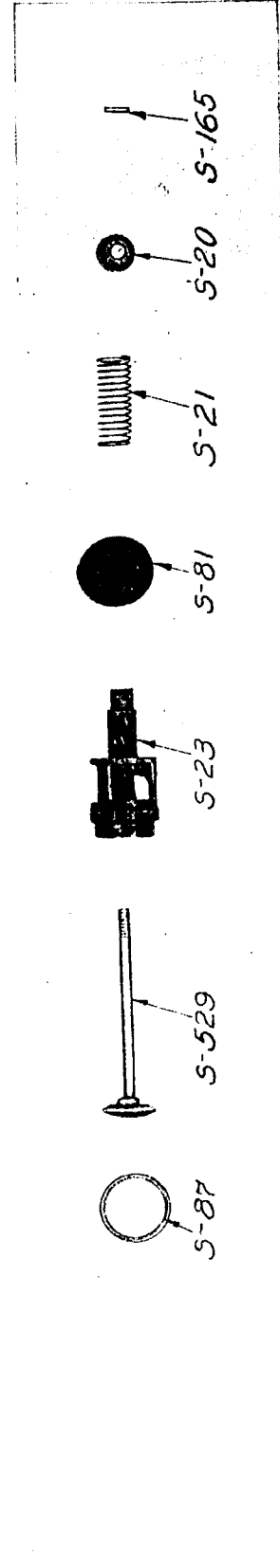
See page 3 and Note below. Notice on Changes



Part No.	Name of Part	No. Used	1 1/2 H. P.	2 H. P.	3 H. P.	4 H. P.	6 H. P.	8 H. P.	10 H. P.
			Symbol	Symbol	Symbol	Symbol	Symbol	Symbol	Symbol
S1	Piston with piston pin and snap ring only	1	1 1/2 S1C	2S1B	3S1C	4S1C	6S1C	8S1A	10S1A
S2	Piston ring	3	NF2	2S2B	2S2A	4S2A	6S2A	8S2A	9S2A
*S3A	Piston pin—Snap ring type	1	1 1/2 S3C	1 1/2 S3C	3S3C	4S3C	6S3C	8S3B	10S3B
S3	Piston pin—lock screw type—Obsolete	1	1 1/2 S3B	1 1/2 S3B	3S3B	4S3B	6S3B	8S3B	10S3B
S139	Piston pin lock screw—obsolete.	1	2S139D	2S139D	4S139D	4S139D	4S139D	8S139D	8S139D
*S940	Piston rings	2	UF940	UF940	3S940	3S940	3S940	3S940	3S940
*R700	Piston assembly complete per group R700.	1	1 1/2 R700	2R700	3R700	4R700	6R700	8R700	10R700
	No. 14-B and S retaining wire for S139—obs.	1	3"	3"	3"	3"	3"	3"	3"

NOTE—Snap ring type piston, piston pin and snap ring first used on engines numbered 1 1/2 H. P. 99082, 2 H. P. 99450, 3 H. P. 99880, 4 H. P. 100232, 6 H. P. 99328. Snap ring type piston and piston pin not used on 8 and 10 H. P. engines.

**INLET VALVE CAGE PARTS—R503**



Part No.	Name of Part	No. Used	1 1/2 H. P.	2 H. P.	3 H. P.	4 H. P.	6 H. P.	8 H. P.	10 H. P.
			Symbol	Symbol	Symbol	Symbol	Symbol	Symbol	Symbol
S20	Valve stem collar	1	1S20	RU20	RU20	RU20	RU20	5S20	5S20
S21	Inlet valve spring	1	1S21	.05 2S21A	.05 2S21A	.05 2S21A	.05 2S21A	.05 2S21A	.05 2S21A
S23	Valve cage	1	1S23	1.00 2S23A	.85 2S23X	.95 3S23X	1.00 5S23X	1.25 8S23A	2.50 10S23
S81	Valve cage nut	1	1S81	.60 2S81A	.60 2S81	.65 2S81	.65 5S81	1.00 8S81	1.20 9S81
S87	Valve cage gasket	1	1S87	.05 2S87A	.05 2S87	.05 2S87	.05 5S87	.10 8S87	.10 9S87
S165	Valve stem collar pin	1	1S165	.02 2S165	.02 2S165	.02 2S165	.02 2S165	.02 2S165	.02 2S165
*R503	Inlet valve cage assembled complete	1	1 1/2 R503	2.00 2R503	2.25 3R503	2.45 4R503	2.60 6R503	3.50 8R503	5.00 10R503
S529	Inlet valve	1	1 1/2 S529	.50 2S529	.60 3S529	.60 4S529	.65 6S529	.90 8S529	1.00 10S529

\*PARTS NOT ILLUSTRATED

Always Give Model and Serial Number of Engine and Outfit When Ordering Repairs

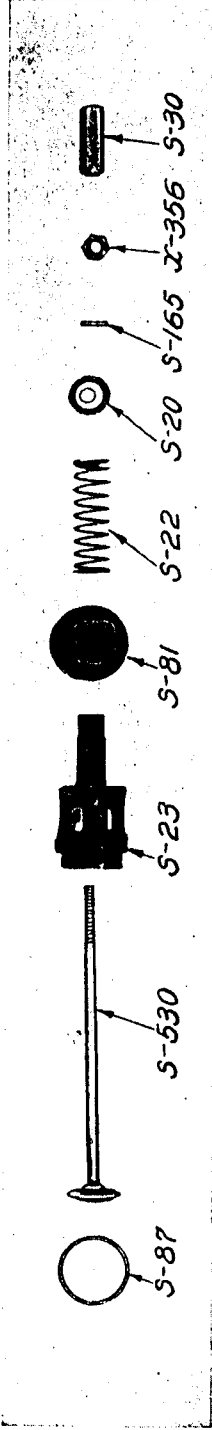
Distributor's wholesale Price List.  
Retail Prices Approx. 20% higher.

N O V O E N G I N E C O M P A N Y




L A N S I N G , M I C H I G A N , U . S . A .

EXHAUST VALVE CAGE PARTS—R504



Part No.	Name of Part	No. Used	1 1/2 H. P.	2 H. P.	3 H. P.	4 H. P.	6 H. P.	8 H. P.	10 H. P.
			Symbol	Symbol	Symbol	Symbol	Symbol	Symbol	Symbol
			Price	Price	Price	Price	Price	Price	Price
S20	Valve stem collar	1	IS20	RUJ20	RU20	RU20	EF20	EF20	EF20
S22	Exhaust valve spring	1	1 1/2 S22	2S22	2S22	2S22	5S22	5S22	5S22
S23	Valve cage	1	IS23	2S23A	2S23X	3S23X	5S23X	8S23A	10S23
S30	Exhaust valve adjusting nut	1	1 1/2 S30A	2S30	2S30X	2S30	12S30	12S30	10S23
S81	Valve cage nut	1	1 1/2 S81	2S81A	2S81	2S81	5S81	5S81	10S30
S87	Valve cage gasket	1	IS87	2S87A	2S87	2S87	5S87	5S87	10S30
S165	Valve stem collar pin	1	IS165	2S165	2S165	2S165	5S165	5S165	10S30
*R504	Exhaust valve cage assembly complete	1	1 1/2 R504	2R504	2R504	4R504	6R504	8R504	10R504
S530	Exhaust valve	1	1 1/2 S530	2S530	2S530	4S530	6S530	8S530	10S530
	Locknut for S30 (1 1/2 H. P. uses 2)	1	X355	X356	X356	X356	X358	X358	X358
	NOTE—Special exhaust spring 9S213 used on 6, 8 and 10 H. P. Throttling Governor Engines, see page 16.								

ROCKER ARM PARTS—S512



Part No.	Name of Part	No. Used	1 1/2 H. P.	2 H. P.	3 H. P.	4 H. P.	6 H. P.	8 H. P.	10 H. P.
			Symbol	Symbol	Symbol	Symbol	Symbol	Symbol	Symbol
			Price	Price	Price	Price	Price	Price	Price
S36	Circuit breaker spring stop (used with battery ignition only)	1	IS36	2S36	2S36	2S36	5S36	5S36	10S36
S43	Rocker arm only	1	IS43A	2S43	2S43	2S43	5S43	5S43	10S43
S44	Cam roller	1	IS44	2S44	2S44	2S44	5S44	5S44	10S44
S45	Cam roller pin	1	IS45A	2S45	2S45	2S45	5S45	5S45	10S45
S49	Governor latch block	1	IS49	2S49	2S49	2S49	5S49	5S49	10S49
S50	Fuel pump lever	1	IS50	2S50	2S50	2S50	5S50	5S50	10S50
S72	Fuel pump lever pin	1	IS72A	2S72A	2S72A	2S72A	5S72A	5S72A	10S72A
S73	Rocker arm stud	1	IS73	2S73	2S73	2S73	5S73	5S73	10S73
*S512	Rocker arm complete	1	1 1/2 S512A	2S512A	2S512A	2S512A	5S512A	5S512A	10S512A
	Rd. Hd. machine screw for S36, No. 14-20x1"	1	X217	X217	X217	X217	X217	X217	X217
	Fl. Hd. machine screw for S49, No. 14-20x1/2"	1	X223	X223	X223	X223	X223	X223	X223
	Cotter pin for rocker arm stud 5/16"x1"	1	X276	X276	X276	X276	X276	X276	X276
	Lockwasher for S72, 5/16"	1	X411	X411	X411	X411	X411	X411	X411
	*PARTS NOT ILLUSTRATED								

Always Give Model and Serial Number of Engine and Outfit When Ordering Repairs

\*PARTS NOT ILLUSTRATED

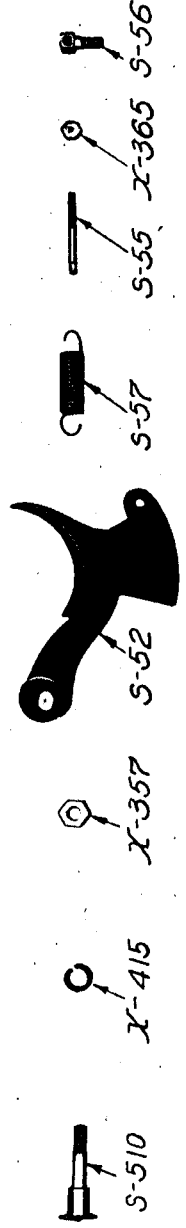


GOVERNOR LATCH PARTS—S508



Part No.	Name of Part	No. Used	1 1/2 H. P.	2 H. P.	3 H. P.	4 H. P.	6 H. P.	8 H. P.	10 H. P.
			Symbol	Symbol	Symbol	Symbol	Symbol	Symbol	Symbol
			Price	Price	Price	Price	Price	Price	Price
S38	Governor shoe spring	1	2S38 .05	2S38 .05	2S38 .05	2S38 .05	2S38 .05	2S38 .05	2S38 .05
S47	Governor latch lever	1	1S47 .65	2S47 1.00	2S47 1.00	2S47 1.00	5S47 1.25	5S47 1.25	5S47 1.25
S48	Governor shoe	1	1 1/2 S48A .90	2S48 1.00	3S48 1.00	3S48 1.00	5S48 1.25	5S48 1.25	5S48 1.25
S51	Governor latch	1	1 1/2 S51 .35	2S51 .30	2S51 .30	3S51 .40	3S51 .40	9S51 .50	9S51 .50
S53	Governor latch lever spring	1	2S53 .05	2S53 .05	2S53 .05	2S53 .05	1S53X .05	1S53X .05	1S53X .05
S74	Governor lever stud	1	2S73 .20	2S74 .25	2S74 .25	2S74 .25	5S74 .45	5S74 .45	5S74 .45
*S508	Governor latch assembly complete	1	1 1/2 S508A 2.90	2S508 3.25	3S508 3.25	4S508 3.35	6S508 4.25	8S508 4.35	8S508 4.35
	Round head machine screw	1	X202 .01	X202 .01	X202 .01	X202 .01	X202 .01	X202 .01	X202 .01
	Cotter pin 3/32"x1"	1	X276 .01	X276 .01	X276 .01	X276 .01	X276 .01	X276 .01	X276 .01
	Hex. nut 1/4", tap 5/16"	1	X366 .05	X366 .05	X366 .05	X366 .05	X366 .05	X366 .05	X366 .05
X399	Washer 3/8" special	1	SU179 .02	SU179 .02	SU179 .02	SU179 .02	SU179 .02	SU179 .02	SU179 .02
	Washer 1/4"	1	X401 .01	X401 .01	X401 .01	X401 .01	X401 .01	X401 .01	X401 .01
	Washer 3/16"	1	X402 .01	X402 .01	X402 .01	X402 .01	X402 .01	X402 .01	X402 .01
X439	Hex. head cap screw 5/16"x2" (1 1/2 H. P. uses 5/16"x1 3/4")	1	1 1/2 S197 .05	2S197 .05	2S197 .05	2S197 .05	2S197 .05	2S197 .05	2S197 .05
	Hex. head cap screw 3/8"x3/4"	1	X447 .04	X447 .04	X447 .04	X447 .04	X447 .04	X447 .04	X447 .04

GOVERNOR WEIGHT PARTS—R509



List on page 9

\*PARTS NOT ILLUSTRATED

Always Give Model and Serial Number of Engine and Outfit When Ordering Repairs

Distributor's wholesale Price List.  
Retail Prices Approx. 20% higher.

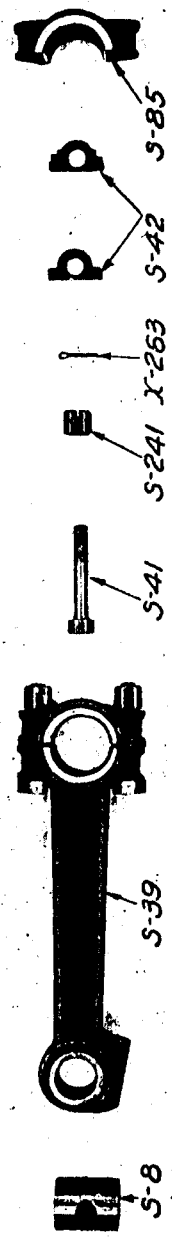


L A N S I N G , M I C H I G A N , U . S . A .

N O V O E N G I N E C O M P A N Y


Part No.	Name of Part	1 1/2 H. P.		2 H. P.		3 H. P.		4 H. P.		6 H. P.		8 H. P.		10 H. P.	
		Symbol	Price	Symbol	Price	Symbol	Price	Symbol	Price	Symbol	Price	Symbol	Price	Symbol	Price
S52	Governor weight	1S52	.70	1S52	.70	2S52X	.85	2S52X	.85	2S52X	.85	2S52X	.85	2S52X	.85
S52L	Governor weight, left hand rotation.					2S52L	.85	2S52L	.85	2S52L	.85	2S52L	.85	2S52L	.85
S55	Governor weight adjusting screw.	2S55	.20	2S55	.20	2S55	.20	2S55	.20	2S55	.20	2S55	.20	2S55	.20
S56	Governor spring adjusting stud.	2S56	.10	2S56	.10	2S56	.10	2S56	.10	2S56	.10	2S56	.10	2S56	.10
S57	Governor weight spring.	2S57	.10	2S57	.10	2S57	.10	2S57	.10	2S57	.10	2S57	.10	2S57	.10
*R509	Governor weight assembly.	1 1/2 R509	1.70	1 1/2 R509	1.70	3R509	1.80	3R509	1.80	6R509	1.95	6R509	1.95	8R509	2.00
*R509L	Governor weight assembly, left hand rotation.					3R509L	1.80	3R509L	1.80	6R509L	1.95	6R509L	1.95	8R509L	2.00
R510	Governor weight pin assembly.	1 1/2 R510	.35	1 1/2 R510	.35	1 1/2 R510	.35	1 1/2 R510	.35	1 1/2 R510	.35	1 1/2 R510	.35	1 1/2 R510	.35
	Governor spring adjusting screw nut 1/4"	X365	.02	X365	.02	X365	.02	X365	.02	X365	.02	X365	.02	X365	.02
	Governor spring adjusting screw nut 1/8"	X357	.03	X357	.03	X357	.03	X357	.03	X357	.03	X357	.03	X357	.03
	Governor weight pin nut 7/16"	X415	.02	X415	.02	X415	.02	X415	.02	X415	.02	X415	.02	X415	.02
	Governor weight pin lock washer 1/8"	X415	.02	X415	.02	X415	.02	X415	.02	X415	.02	X415	.02	X415	.02

CONNECTING ROD PARTS—R507



S8	Connecting rod bushing	1 1/2 S8	.35	1 1/2 S8	.35	3S8A	.65	3S8A	.65	3S8A	.65	3S8A	.65	3S8A	.65	8S8	1.40
S41	Connecting rod bolt (1 used on 1 1/2 H. P.)	1 1/2 S41A	.35	2S41A	.40	2S41A	.40	5S41A	.60	5S41A	.60	5S41A	.60	5S41A	.60	9S41A	.90
S42	Connecting rod liner (1 used on 1 1/2 H. P.)	1 1/2 S42G	.03	2S42J	.02	2S42J	.02	4S42J	.03	4S42J	.03	4S42J	.03	4S42J	.03	8S42J	.04
S42	Connecting rod liner (32 used on 1 1/2 H. P.)	1 1/2 S42H	.005	2S42K	.005	2S42K	.005	4S42K	.005	4S42K	.005	4S42K	.005	4S42K	.005	8S42K	.008
S85	Connecting rod cap, babbitted	2S85	.25	2S85	.25	2S85	.25	2S85	.25	2S85	.25	2S85	.25	2S85	.25	2S85	.25
*S196	Connecting rod hinge pin	1 1/2 S196	.10	1 1/2 S196	.10	1 1/2 S196	.10	1 1/2 S196	.10	1 1/2 S196	.10	1 1/2 S196	.10	1 1/2 S196	.10	1 1/2 S196	.10
S241	Connecting rod nut (1 used on 1 1/2 H. P.)	1S241	.15	1S241	.15	1S241	.15	1S241	.15	1S241	.15	1S241	.15	1S241	.15	1S241	.15
*39	Connecting rod babbitted complete with parts S8, 41, 42, 196, 241 and cotter pins.	1 1/2 R507A	9.00	2R507	11.00	3R507	12.00	4R507	16.00	4R507	16.00	4R507	16.00	4R507	16.00	4R507	16.00
	Cotter pin (1 used on 1 1/2 H. P.)	X263	.01	X263	.01	X263	.01	X263	.01	X263	.01	X263	.01	X263	.01	X263	.01

CARBURETOR AND SUCTION PIPES



S83	Suction pipe, pump to tank.	1 1/2 S83A	.45	2S83	.50	2S83	.50	4S83	.60	4S83	.60	4S83	.60	4S83	.60	4S83	.60	8S83	.80
S518	Feed pipe complete with pipe nut and union.	1 1/2 S518	.60	2S518	.70	2S518	.70	4S518	.70	4S518	.70	4S518	.70	4S518	.70	4S518	.70	8S518	.85
S519	Overflow pipe complete with pipe nut and union.	1 1/2 S519	.70	2S519	.80	2S519	.80	4S519	.85	4S519	.85	4S519	.85	4S519	.85	4S519	.85	10S519	1.00
	Solderless union for either pipe.	X1	.20	X1	.20	X1	.20	X1	.20	X1	.20	X1	.20	X1	.20	X1	.20	X1	.20
	Pipe lock nut for suction pipe.	X60	.04	X61	.04	X61	.04	X61	.04	X61	.04	X61	.04	X61	.04	X61	.04	X61	.04

\*PARTS NOT ILLUSTRATED

Always Give Model and Serial Number of Engine and Outfit When Ordering Repairs

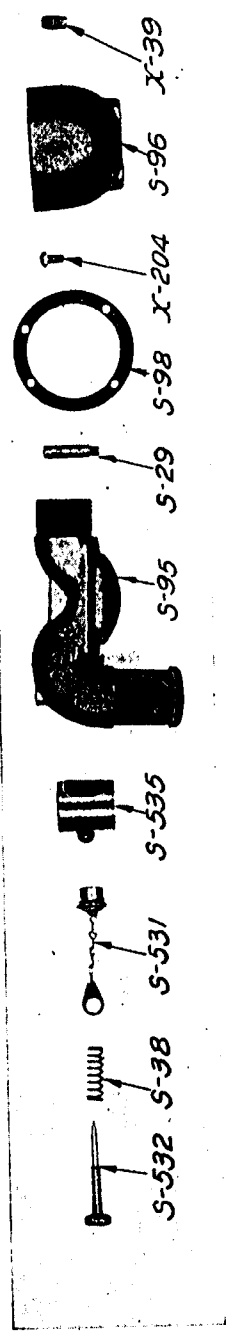
Distributor's wholesale Price List.  
Retail Prices Approx. 20% higher.



LANSING, MICHIGAN, U. S. A.

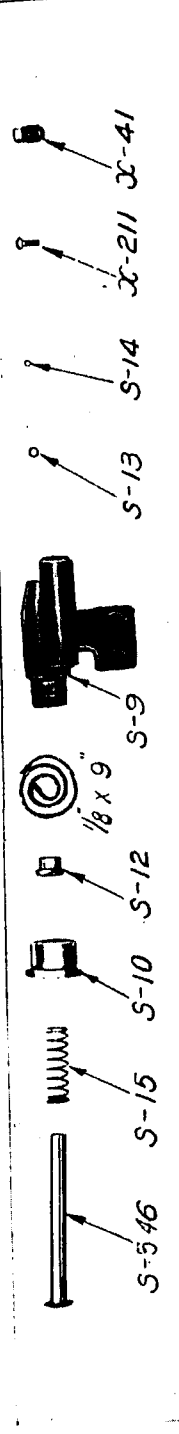
NOVO ENGINE COMPANY

GASOLINE CARBURETOR PARTS—R505



Part No.	Name of Part	1 1/2 H. P.		2 H. P.		3 H. P.		4 H. P.		6 H. P.		8 H. P.		10 H. P.		
		No. Used	Symbol	Price	Symbol	Price	Symbol	Price	Symbol	Price	Symbol	Price	Symbol	Price	Symbol	Price
S29	Carburetor tube	1	1S29	.25	4S29	.30	4S29	.30	4S29	.30	4S29	.30	9S29X	.35	9S29X	.35
S38	Needle valve spring	1	2S38	.05	2S38	.05	2S38	.05	2S38	.05	2S38	.05	2S38	.05	2S38	.05
S95	Carburetor air pipe	1	1S95	1.20	4S95	1.65	4S95	1.65	4S95	1.65	5S95	1.90	9S95	2.50	9S95	2.50
S96	Carburetor bowl	1	1S96	1.10	4S96	1.40	4S96	1.40	4S96	1.40	4S96	1.40	9S96	2.00	9S96	2.00
S98	Carburetor gasket	1	1S98	.05	4S98	.05	4S98	.05	4S98	.05	4S98	.05	9S98	.05	9S98	.05
*R505	Carburetor assembly complete	1	1/2 R505	4.00	3R505	5.25	3R505	5.25	3R505	5.25	6R505	6.00	8R505	7.50	8R505	7.50
S531	Carburetor cap and chain	1	1/2 S531	.18	1/2 S531	.18	1/2 S531	.18	1/2 S531	.18	1/2 S531	.18	1/2 S531	.18	1/2 S531	.18
S532	Carburetor needle valve	1	1/2 S532	.45	3S532	.45	3S532	.45	3S532	.45	3S532	.45	8S532	.65	8S532	.65
S535	Carburetor air throttle	1	1/2 S535	.45	3S535	.50	3S535	.50	3S535	.50	6S535	.75	6S535	.75	6S535	.75
	Pipe plug	1	X39	.04	X39	.04	X39	.04	X39	.04	X39	.04	X39	.04	X39	.04
	Machine screw	4	X204	.01	X204	.01	X204	.01	X204	.01	X205	.02	X205	.02	X205	.02

FUEL PUMP PARTS—R515



Part No.	Name of Part	1 1/2 H. P.		2 H. P.		3 H. P.		4 H. P.		6 H. P.		8 H. P.		10 H. P.		
		No. Used	Symbol	Price	Symbol	Price	Symbol	Price	Symbol	Price	Symbol	Price	Symbol	Price	Symbol	Price
S9	Pump body	1	1S9	1.65	2S9A	1.75	2S9A	1.75	2S9A	1.75	2S9A	1.75	2S9A	1.75	2S9A	1.75
S10	Packing nut	1	2S10	.65	2S10	.65	2S10	.65	2S10	.65	2S10	.65	2S10	.65	2S10	.65
S12	Pump gland	1	2S12A	.15	2S12A	.15	2S12A	.15	2S12A	.15	2S12A	.15	2S12A	.15	2S12A	.15
S13	Upper ball check	1	2S13	.05	2S13	.05	2S13	.05	2S13	.05	2S13	.05	2S13	.05	2S13	.05
S14	Lower ball check	1	2S14	.05	2S14	.05	2S14	.05	2S14	.05	2S14	.05	2S14	.05	2S14	.05
S15	Plunger spring	1	1S15	.05	2S15	.05	2S15	.05	2S15	.05	2S15	.05	2S15	.05	2S15	.05
S546	Pump plunger	1	1/2 S546	.40	2S546	.50	2S546	.50	2S546	.50	2S546	.50	2S546	.50	2S546	.50
*R515	Fuel pump assembly complete	1	1/2 R515	3.60	2R515	3.85	2R515	3.85	2R515	3.85	2R515	3.85	2R515	3.85	2R515	3.85
	Pipe plug	1	X41	.04	X41	.04	X41	.04	X41	.04	X41	.04	X41	.04	X41	.04
	Machine screw	1	X211	.01	X211	.01	X211	.01	X211	.01	X211	.01	X211	.01	X211	.01
	Graphite packing	1	1/8 x9"	.10	1/8 x9"	.10	1/8 x9"	.10	1/8 x9"	.10	1/8 x9"	.10	1/8 x9"	.10	1/8 x9"	.10

\*PARTS NOT ILLUSTRATED

Always Give Model and Serial Number of Engine and Outfit When Ordering Repairs

Distributor's Wholesale Price List.  
Retail Prices Approx. 20% higher.

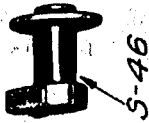
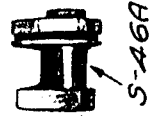

N O V O E N G I N E C O M P A N Y

L A N S I N G , M I C H I G A N , U . S . A .



CAM AND GEAR PARTS

See page 3, Notice on Changes



Part No.	Name of Part	No. Used	1 1/2 H. P.	2 H. P.	3 H. P.	4 H. P.	6 H. P.	8 H. P.	10 H. P.
			Symbol	Symbol	Symbol	Symbol	Symbol	Symbol	Symbol
			Price	Price	Price	Price	Price	Price	Price
S7	Cam Gear only	1	2S7B	2S7B	2S7B	5S7B	5S7B	9S7B	9S7B
S7	Cam Gear only, 28 teeth for old style 1 1/2 H. P.	1	1S7B	1S7B	2S7B	5S7B	5S7B	9S7B	9S7B
S46	Cam only for Battery Ignition	1	1 1/2 S46	2S46A	2S46A	3S46A	5S46A	5S46A	5S46A
S46	Cam only for Battery Ignition for old style	1	1 1/2 S46	2S46A	2S46A	3S46A	5S46A	5S46A	5S46A
S46A	1 1/2 H. P. using 1S7B Gear	1	1S46A	1S46A	2S46A	3S46A	5S46A	5S46A	5S46A
S46A	Cam only for EK Wico Magneto with large eccentric	1	1S46A	1S46A	2S46A	3S46A	5S46A	5S46A	5S46A
S46B	Cam only for EK Wico Magneto with small eccentric	1	1 1/2 S46A	2S46B	2S46B	4S46	6S46	6S46	6S46
*S46L	Cam only for Left Hand Engine for Battery Ignition	1	1 1/2 S46D	2S46D	2S46D	4S46D	6S46D	6S46D	6S46D
*S46AL	Cam only for Left Hand Engine for Battery eccentric for EK Wico	1	1 1/2 S46L	2S46AL	2S46AL	3S46AL	5S46AL	5S46AL	5S46AL
S242	Stud, Gear to large Eccentric Cam	3	1 1/2 S242	1 1/2 S242	1 1/2 S242	1 1/2 S242	1 1/2 S242	1 1/2 S242	1 1/2 S242
S242	Stud, Gear to small Eccentric Cam	3	1 1/2 S242	1 1/2 S242	1 1/2 S242	1 1/2 S242	1 1/2 S242	1 1/2 S242	1 1/2 S242
S244	Bushing for Cam for Wico	2	1 1/2 S244	1 1/2 S244	1 1/2 S244	1 1/2 S244	1 1/2 S244	1 1/2 S244	1 1/2 S244
X691	Rivet for Gear to Cam for Battery Ignition	3	X685	X685	X685	X687	X687	X687	X687
*S513	Cam and Gear Assembled Complete for 1 1/2 H. P. old style, Gear 28 Teeth	1	1 1/2 S513	1 1/2 S513	1 1/2 S513	1 1/2 S513	1 1/2 S513	1 1/2 S513	1 1/2 S513
*S513A	Cam and Gear Assembled Complete for Battery Ignition, 1 1/2 H. P. 36 Teeth	1	1 1/2 S513A	1 1/2 S513A	1 1/2 S513A	1 1/2 S513A	1 1/2 S513A	1 1/2 S513A	1 1/2 S513A
*S513B	Cam and Gear Assembled Complete for Wico with Large Eccentric	1	1 1/2 S513B	1 1/2 S513B	1 1/2 S513B	1 1/2 S513B	1 1/2 S513B	1 1/2 S513B	1 1/2 S513B
*S513C	Cam and Gear Assembled Complete for Wico with Small Eccentric	1	1 1/2 S513C	1 1/2 S513C	1 1/2 S513C	1 1/2 S513C	1 1/2 S513C	1 1/2 S513C	1 1/2 S513C
*S513AL	Left Hand Cam and Gear Assembled Complete for Battery Ignition	1	1 1/2 S513AL	1 1/2 S513AL	1 1/2 S513AL	1 1/2 S513AL	1 1/2 S513AL	1 1/2 S513AL	1 1/2 S513AL
*S513BL	Left Hand Cam and Gear Assembled Complete for Wico with Large Eccentric	1	1 1/2 S513BL	1 1/2 S513BL	1 1/2 S513BL	1 1/2 S513BL	1 1/2 S513BL	1 1/2 S513BL	1 1/2 S513BL

CAM STUD PARTS—S553



S75	Cam Stud	1	1 1/2 S75A	.85	2S75A	.90	4S75A	.95	6S75A	1.25	6S75A	1.25
S194	Collar for stud	1	2S194	.40	2S194	.40	2S194	.40	2S194	.40	2S194	.40
S195	Screw for collar	1	2S195	.30	2S195	.30	2S195	.30	2S195	.30	2S195	.30
X1021	Conus oiler 1/4"	1	X1021	.10	X1021	.10	X1021	.10	X1021	.10	X1021	.10
*S553	Cam stud assembly complete	1	1 1/2 S553	1.80	2S553	1.85	4S553	1.90	6S553	2.20	6S553	2.20

\*PARTS NOT ILLUSTRATED

Always Give Model and Serial Number of Engine and Outfit When Ordering Repairs

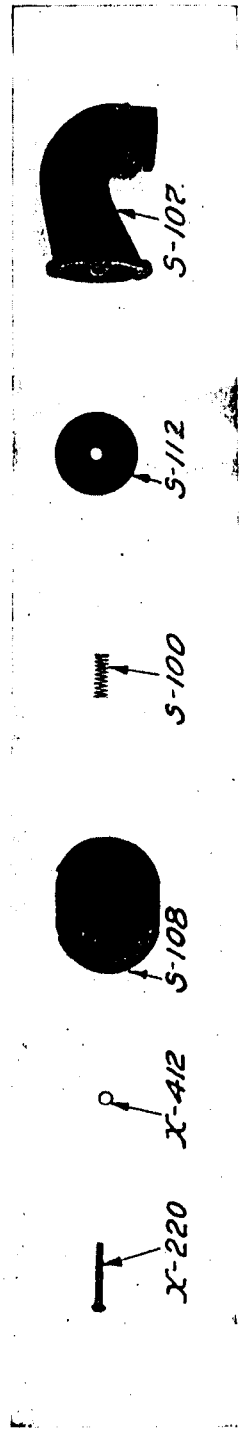
Distributor's wholesale Price List.  
Retail Prices Approx. 20% higher.



N O V O E N G I N E C O M P A N Y

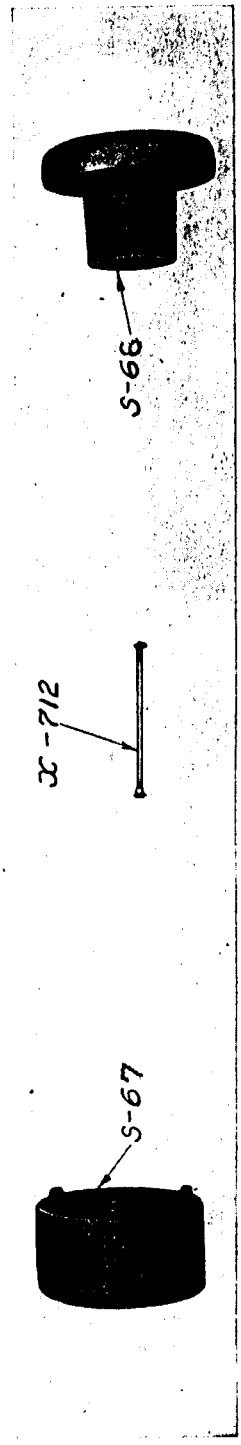
L A N S I N G , M I C H I G A N , U . S . A .

BREATHER TUBE PARTS—S514



Part No.	Name of Part	1 1/2 H. P.		2 H. P.		3 H. P.		4 H. P.		6 H. P.		8 H. P.		10 H. P.	
		No. Used	Price	Symbol	Price	Symbol	Price	Symbol	Price	Symbol	Price	Symbol	Price	Symbol	Price
S100	Breather Valve Spring	1	.05	6S100	.05	6S100	.05	6S100	.05	6S100	.05	6S100	.05	6S100	.05
S107	Breather Tube	1	.75	2S107A	.75	2S107A	.75	2S107A	.75	6S107	1.00	6S107	1.00	6S107	1.00
S108	Breather Cap	1	.20	6S108B	.20	6S108B	.20	6S108B	.20	6S108B	.20	6S108B	.20	6S108B	.20
S112	Breather Valve	1	.10	6S112	.10	6S112	.10	6S112	.10	6S112	.10	6S112	.10	6S112	.10
	Machine Screw No. 14—20x1 1/2"	1	.04	X220	.04	X220	.04	X220	.04	X220	.04	X220	.04	X220	.04
	Lock Washer	1	.01	X412	.01	X412	.01	X412	.01	X412	.01	X412	.01	X412	.01
*S514	Breather Tube complete	1	1.40	2S514	1.40	2S514	1.40	2S514	1.40	6S514	1.65	6S514	1.65	6S514	1.65

MUFFLER PARTS—S516



S66	Outer Muffler Case	1	1S66	.60	2S66	.70	2S66	.70	2S66	.70	6S66	1.50	6S66	1.50	9S66	2.50
S67	Inner Muffler Case	1	1S67	.75	2S67	.90	2S67	.90	2S67	.90	6S67	1.85	6S67	1.85	9S67A	3.25
*S516	Muffler complete	1	1 1/2 S516	1.60	2S516	2.20	2S516	2.20	2S516	2.20	6S516	3.80	6S516	3.80	10S516	6.25
	Muffler Bolt	2	X710	.05	X712	.05	X712	.05	X712	.05	X735	.15	X735	.15	X724	.15

\*PARTS NOT ILLUSTRATED

Always Give Model and Serial Number of Engine and Outfit When Ordering Repairs


Distributor's wholesale Price List.  
Retail Prices Approx. 20% higher.

N O V O E N G I N E C O M P A N Y



L A N S I N G , M I C H I G A N , U . S . A .

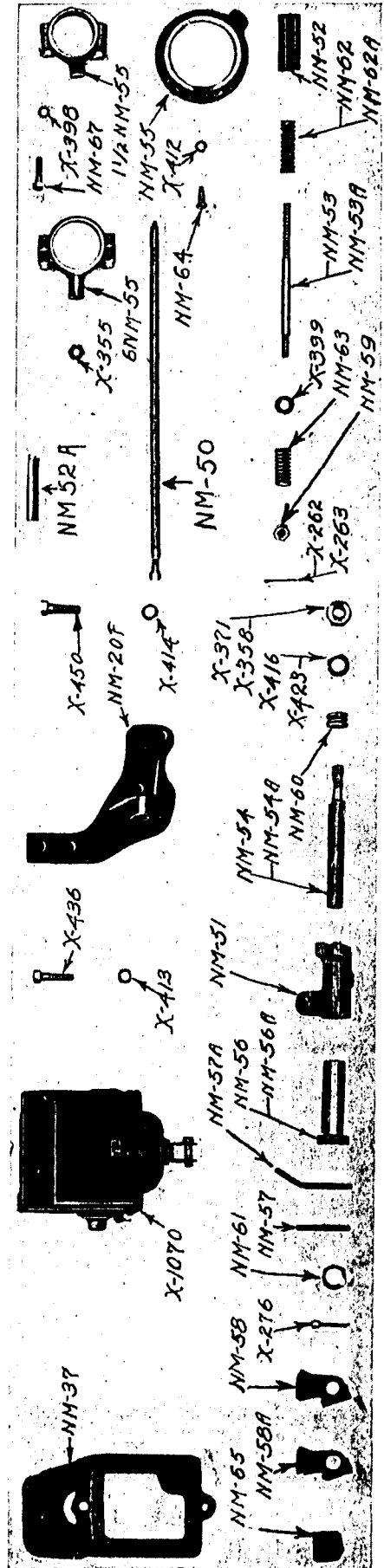
CIRCUIT BREAKER PARTS FOR BATTERY IGNITION—S511



Part No.	Name of Part	No. Used	1 1/2 H. P.	2 H. P.	3 H. P.	4 H. P.	6 H. P.	8 H. P.	10 H. P.
			Symbol	Symbol	Symbol	Symbol	Symbol	Symbol	Symbol
			Price	Price	Price	Price	Price	Price	Price
1S32	Circuit Breaker Stud	1	.15						
2S32	Circuit Breaker Stud	1	.75	2S32	.15	2S32	.15	2S32	.15
S33	Circuit Breaker Clip	1	.05	2S33	.75	2S33	.75	2S33	.75
S34	Circuit Breaker Fiber Block	1	.05	2S34	.05	2S34	.05	2S34	.05
S35	Circuit Breaker Fiber Washer	2	.03	2S35	.03	2S35	.03	2S35	.03
2S37X	Circuit Breaker Spring	1	.25	2S37X	.25	2S37X	.25	2S35	.03
5S37X	Circuit Breaker Spring	1					5S37X		
S91	Circuit Breaker Fiber Bushing	2	.10	2S91	.10	2S91	.10	5S37X	.25
X208	Circuit Breaker Spring Screw, Short	1	.01	X208	.01	X208	.01	2S91	.10
X209	Circuit Breaker Spring Screw, Long	1	.01	X209	.01	X209	.01	X208	.01
X351	Brass Nut	1	.03	X351	.03	X351	.03	X209	.01
X353	Hex. Nut	3	.01	X353	.01	X353	.01	X351	.03
X401	Washer	1	.01	X401	.01	X401	.01	X353	.01
X434	Cap Screw	1	.04	X434	.04	X434	.04	X401	.01
S511	Circuit Breaker assembled complete	1	1 1/2 S511A 1.65	2S511 1.65	2S511 1.65	2S511 1.65	2S511 1.65	X434 .04	X434 .04
								6S511 1.65	6S511 1.65

WICO MAGNETO AND DRIVE PARTS

See page 3, Notice on Changes



\*PARTS NOT ILLUSTRATED

Always Give Model and Serial Number of Engine and Outfit When Ordering Repairs



WICO MAGNETO AND DRIVE PARTS—Continued

Part No.	Name of Part	1 1/2 H. P.		2 H. P.		3 H. P.		4 H. P.		6 H. P.		8 H. P.		10 H. P.		
		Symbol	Price	Symbol	Price	Symbol	Price	Symbol	Price	Symbol	Price	Symbol	Price	Symbol	Price	
1 1/2 NM20F	Magneto bracket	1 1/2 NM20F	2.50	1 1/2 NM20F	2.50	1 1/2 NM20F	2.50	1 1/2 NM20F	2.50	1 1/2 NM20F	2.50	1 1/2 NM20F	2.50	1 1/2 NM20F	2.50	
NM37	Plate for magneto bracket	2NM37	3.00	2NM37	3.00	2NM37	3.00	2NM37	3.00	2NM37	3.00	2NM37	3.00	2NM37	3.00	
NM50	Magneto cable	2NM50A	.35	2NM50A	.35	2NM50A	.35	2NM50A	.35	2NM50A	.35	2NM50A	.35	2NM50A	.35	
NM51	Trip lever	2NM51	1.40	2NM51	1.40	2NM51	1.40	2NM51	1.40	2NM51	1.40	2NM51	1.40	2NM51	1.40	
NM52	Spring sleeve for large eccentric ring	1 1/2 NM52	.40	1 1/2 NM52	.40	1 1/2 NM52	.40	1 1/2 NM52	.40	1 1/2 NM52	.40	1 1/2 NM52	.40	1 1/2 NM52	.40	
NM52A	Spring sleeve for small eccentric ring	1 1/2 NM52A	.25	1 1/2 NM52A	.25	1 1/2 NM52A	.25	1 1/2 NM52A	.25	1 1/2 NM52A	.25	1 1/2 NM52A	.25	1 1/2 NM52A	.25	
NM53	Eccentric rod for large eccentric ring	2NM53	.30	2NM53	.30	2NM53	.30	2NM53	.30	2NM53	.30	2NM53	.30	2NM53	.30	
NM53A	Eccentric rod for small eccentric ring	1 1/2 NM53	.30	1 1/2 NM53	.30	1 1/2 NM53	.30	1 1/2 NM53	.30	1 1/2 NM53	.30	1 1/2 NM53	.30	1 1/2 NM53	.30	
NM54	Trip lever shaft	1 1/2 NM54	.45	1 1/2 NM54	.45	1 1/2 NM54	.45	1 1/2 NM54	.45	1 1/2 NM54	.45	1 1/2 NM54	.45	1 1/2 NM54	.45	
NM54A	Trip lever shaft	5 7/16" long	.50	5 7/16" long	.50	5 7/16" long	.50	5 7/16" long	.50	5 7/16" long	.50	5 7/16" long	.50	5 7/16" long	.50	
NM54B	Trip lever shaft, threaded at both ends	5 7/16" long	.55	5 7/16" long	.55	5 7/16" long	.55	5 7/16" long	.55	5 7/16" long	.55	5 7/16" long	.55	5 7/16" long	.55	
NM55	Eccentric ring for large eccentric	1 1/2 NM54B	.65	1 1/2 NM54B	.65	1 1/2 NM54B	.65	1 1/2 NM54B	.65	1 1/2 NM54B	.65	1 1/2 NM54B	.65	1 1/2 NM54B	.65	
1 1/2 NM55	Eccentric ring for small eccentric	4NM55	1.60	4NM55	1.60	4NM55	1.60	4NM55	1.60	4NM55	1.60	4NM55	1.60	4NM55	1.60	
6NM55	Eccentric ring for small eccentric	1 1/2 NM55	1.50	1 1/2 NM55	1.50	1 1/2 NM55	1.50	1 1/2 NM55	1.50	1 1/2 NM55	1.50	1 1/2 NM55	1.50	1 1/2 NM55	1.50	
NM56	Eccentric sleeve for NM57	2NM56	.85	2NM56	.85	2NM56	.85	2NM56	.85	2NM56	.85	2NM56	.85	2NM56	.85	
NM56A	Eccentric sleeve for NM57A	2NM56A	.85	2NM56A	.85	2NM56A	.85	2NM56A	.85	2NM56A	.85	2NM56A	.85	2NM56A	.85	
NM57	Retard lever	1 1/2 NM57	.10	1 1/2 NM57	.10	1 1/2 NM57	.10	1 1/2 NM57	.10	1 1/2 NM57	.10	1 1/2 NM57	.10	1 1/2 NM57	.10	
NM57A	Retard lever	1 1/2 NM57A	.15	1 1/2 NM57A	.15	1 1/2 NM57A	.15	1 1/2 NM57A	.15	1 1/2 NM57A	.15	1 1/2 NM57A	.15	1 1/2 NM57A	.15	
NM58	Quadrant with 1/2" hole for NM54 shaft	1 1/2 NM58	.15	1 1/2 NM58	.15	1 1/2 NM58	.15	1 1/2 NM58	.15	1 1/2 NM58	.15	1 1/2 NM58	.15	1 1/2 NM58	.15	
NM58A	Quadrant with 5/8" hole for NM54A shaft	1 1/2 NM58A	.15	1 1/2 NM58A	.15	1 1/2 NM58A	.15	1 1/2 NM58A	.15	1 1/2 NM58A	.15	1 1/2 NM58A	.15	1 1/2 NM58A	.15	
NM58B	Quadrant for trip lever shaft threaded at both ends	1 1/2 NM58B	.15	1 1/2 NM58B	.15	1 1/2 NM58B	.15	1 1/2 NM58B	.15	1 1/2 NM58B	.15	1 1/2 NM58B	.15	1 1/2 NM58B	.15	
NM59	5/16" shoulder nut for return spring	1 1/2 NM59	.10	1 1/2 NM59	.10	1 1/2 NM59	.10	1 1/2 NM59	.10	1 1/2 NM59	.10	1 1/2 NM59	.10	1 1/2 NM59	.10	
NM60	Spring for eccentric sleeve	1 1/2 NM60	.05	1 1/2 NM60	.05	1 1/2 NM60	.05	1 1/2 NM60	.05	1 1/2 NM60	.05	1 1/2 NM60	.05	1 1/2 NM60	.05	
NM61	Cap for eccentric sleeve spring	1 1/2 NM61	.10	1 1/2 NM61	.10	1 1/2 NM61	.10	1 1/2 NM61	.10	1 1/2 NM61	.10	1 1/2 NM61	.10	1 1/2 NM61	.10	
NM62	Trip spring for large eccentric ring	1 1/2 NM62	.30	1 1/2 NM62	.30	1 1/2 NM62	.30	1 1/2 NM62	.30	1 1/2 NM62	.30	1 1/2 NM62	.30	1 1/2 NM62	.30	
NM62A	Trip spring for small eccentric ring	1 1/2 NM62A	.40	1 1/2 NM62A	.40	1 1/2 NM62A	.40	1 1/2 NM62A	.40	1 1/2 NM62A	.40	1 1/2 NM62A	.40	1 1/2 NM62A	.40	
NM63	Return Spring	1 1/2 NM63	.20	1 1/2 NM63	.20	1 1/2 NM63	.20	1 1/2 NM63	.20	1 1/2 NM63	.20	1 1/2 NM63	.20	1 1/2 NM63	.20	
NM64	Guide screw for larger eccentric ring	2NM64	.15	2NM64	.15	2NM64	.15	2NM64	.15	2NM64	.15	2NM64	.15	2NM64	.15	
NM65	Quadrant holder	1 1/2 NM65	.20	1 1/2 NM65	.20	1 1/2 NM65	.20	1 1/2 NM65	.20	1 1/2 NM65	.20	1 1/2 NM65	.20	1 1/2 NM65	.20	
NM67	1/4" x1" slotted head cap screw	1 1/2 NM67	.10	1 1/2 NM67	.10	1 1/2 NM67	.10	1 1/2 NM67	.10	1 1/2 NM67	.10	1 1/2 NM67	.10	1 1/2 NM67	.10	
*S556	Eccentric rod assembled for large eccentric	3.30	2S556	3.30	2S556	3.30	2S556	3.30	2S556	3.30	2S556	3.30	2S556	3.30	2S556	3.30
*S556B	Eccentric rod assembled for small eccentric	3.25	1S556B	3.25	1S556B	3.25	1S556B	3.25	1S556B	3.25	1S556B	3.25	1S556B	3.25	1S556B	3.25
X262	3/32" x 3/4" cotter pin	X262	.01	X262	.01	X262	.01	X262	.01	X262	.01	X262	.01	X262	.01	
X263	3/32" x 1" cotter pin	X263	.01	X263	.01	X263	.01	X263	.01	X263	.01	X263	.01	X263	.01	
X276	3/32" x 1" cotter pin for rocker arm shaft	X276	.01	X276	.01	X276	.01	X276	.01	X276	.01	X276	.01	X276	.01	
X358	1/16" hex. half nut for eccentric rod	X355	.03	X355	.03	X355	.03	X355	.03	X355	.03	X355	.03	X355	.03	
X371	1/2" hex. half nut for trip lever shaft	X358	.04	X358	.04	X358	.04	X358	.04	X358	.04	X358	.04	X358	.04	
X398	1/2" hex. nut for trip lever shaft	X371	.04	X371	.04	X371	.04	X371	.04	X371	.04	X371	.04	X371	.04	
X399	1/4" shakeproof lock washer	X398	.01	X398	.01	X398	.01	X398	.01	X398	.01	X398	.01	X398	.01	
X412	Special washer with 1/32" hole for eccentric rod	X399	.02	X399	.02	X399	.02	X399	.02	X399	.02	X399	.02	X399	.02	
X413	1/4" lock washer for eccentric ring guide screw	X412	.01	X412	.01	X412	.01	X412	.01	X412	.01	X412	.01	X412	.01	
X414	5/16" lock washer for magneto cap screw	X413	.01	X413	.01	X413	.01	X413	.01	X413	.01	X413	.01	X413	.01	
X416	3/8" lock washer for bracket cap screw	X414	.01	X414	.01	X414	.01	X414	.01	X414	.01	X414	.01	X414	.01	
X423	1/2" special lock washer	X416	.02	X416	.02	X416	.02	X416	.02	X416	.02	X416	.02	X416	.02	
X436	5/16" x 1 1/4" hex. head cap screw for magneto	X423	.02	X423	.02	X423	.02	X423	.02	X423	.02	X423	.02	X423	.02	
X450	3/8" x 1 1/4" hex head cap screw for magneto bracket	X436	.04	X436	.04	X436	.04	X436	.04	X436	.04	X436	.04	X436	.04	
X1070	Wico Magneto type EK	X450	.05	X450	.05	X450	.05	X450	.05	X450	.05	X450	.05	X450	.05	
*PARTS NOT ILLUSTRATED		X1070	18.00	X1070	18.00	X1070	18.00	X1070	18.00	X1070	18.00	X1070	18.00	X1070	18.00	

Always Give Model and Serial Number of Engine and Outfit When Ordering Repairs

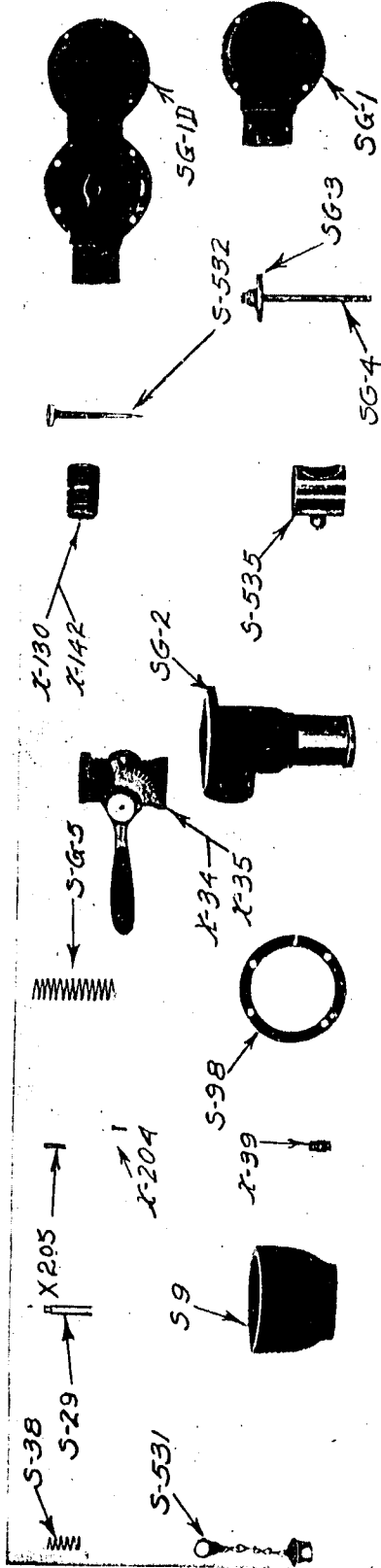
Distributor's wholesale Price List.  
Retail Prices Approx. 20% higher.



NOVO ENGINE COMPANY

LANSING, MICHIGAN, U.S.A.

COMBINATION GAS AND GASOLINE CARBURETOR PARTS



Part No.	Name of Part	1 1/2 H. P.	2 H. P.	3 H. P.	4 H. P.	6 H. P.	8 H. P.	10 H. P.	
Symbol	Price	Symbol	Price	Symbol	Price	Symbol	Price	Symbol	Price
SG1	Gas Mixer Cover	2SG1A	3.00	2SG1B	4.00	5SG1	4.75	9SG1	5.50
SG1D	Gas Mixer Cover for Combination Gas and Gasoline	2SG1D	6.00	2SG1C	6.50	5SG1A	7.50	9SG1A	8.75
SG2	Gas Mixer Body	2SG2C	4.50	2SG2C	4.50	5SG2A	6.00	9SG2A	7.00
SG3	Gas Mixer Valve with gasket	2SG3A	.35	2SG3A	.35	5SG3A	.50	9SG3	.65
SG4	Gas Mixer Valve Stem	2SG4A	.25	2SG4A	.25	5SG4A	.25	9SG4	.35
SG5	Gas Mixer Valve Spring	2SG5A	.10	2SG5A	.10	5SG5A	.10	9SG5	.10
S29	Gasoline Mixer Tube	1S29	.25	1S29	.30	4S29	.30	9S29X	.35
S38	Gasoline Needle Valve Spring	2S38	.05	2S38	.05	2S38	.05	2S38	.05
S96	Gasoline Mixer Bowl	1S96	1.10	1S96	1.10	4S96	1.40	9S96	2.00
S98	Gasoline Mixer Bowl Gasket	1S98	.05	1S98	.05	4S98	.05	9S98	.05
S531	Gasoline Mixer Cap and Chain	1 1/2 S531	.18	1 1/2 S531	.18	1 1/2 S531	.18	1 1/2 S531	.18
S532	Gasoline Mixer Needle Valve	1 1/2 S532	.45	3S532	.45	3S532	.45	8S532	.65
S535	Throttle Spring	3S535	.50	3S535	.50	3S535	.50	6S535	.75
X34	3/4" Index Cock	X34	3.00	X34	3.00	X34	3.00	X34	3.00
X35	1 1/4" Index Cock	X35	.04	X35	.04	X35	.04	X35	.04
X39	1/2" Pipe Plug for Gasoline Mixer Bowl	X130	.14	X130	.14	X130	.14	X39	.04
X130	3/4" Close Nipple for Index Cock	X130	.14	X130	.14	X130	.14	X39	.04
X142	1 1/4" Close Nipple for Index Cock	X204	.01	X204	.01	X204	.01	X142	.25
X204	Machine Screw for Gas Mixer Body	X205	.02	X205	.02	X205	.02	X205	.02
X205	Machine Screw for Gasoline Mixer Bowl	X364	.01	X364	.01	X364	.01	X215	.02
X364	No. 10-24 Hex. Nut for Gas Mixer Valve Stem	X364	.01	X364	.01	X364	.01	X215	.02
X365	1/4" Hex. Nut for Gas Mixer Valve Stem							X365	.02
X365	Gas Mixer Assembled complete with Index Cock	T2377	12.50	T2377	12.50	T2378	13.50	T2379	16.00
*	Combination Gas and Gasoline Mixer complete with Index Cock	T2381	18.25	T2381	18.25	T2382	19.25	T2383	22.00
		T2377	12.50	T2377	12.50	T2378	13.50	T2379	16.00
		T2381	18.25	T2381	18.25	T2382	19.25	T2383	22.00
		T2377	12.50	T2377	12.50	T2378	13.50	T2379	16.00
		T2381	18.25	T2381	18.25	T2382	19.25	T2383	22.00
		T2377	12.50	T2377	12.50	T2378	13.50	T2379	16.00
		T2381	18.25	T2381	18.25	T2382	19.25	T2383	22.00
		T2377	12.50	T2377	12.50	T2378	13.50	T2379	16.00
		T2381	18.25	T2381	18.25	T2382	19.25	T2383	22.00
		T2377	12.50	T2377	12.50	T2378	13.50	T2379	16.00
		T2381	18.25	T2381	18.25	T2382	19.25	T2383	22.00
		T2377	12.50	T2377	12.50	T2378	13.50	T2379	16.00
		T2381	18.25	T2381	18.25	T2382	19.25	T2383	22.00
		T2377	12.50	T2377	12.50	T2378	13.50	T2379	16.00
		T2381	18.25	T2381	18.25	T2382	19.25	T2383	22.00
		T2377	12.50	T2377	12.50	T2378	13.50	T2379	16.00
		T2381	18.25	T2381	18.25	T2382	19.25	T2383	22.00
		T2377	12.50	T2377	12.50	T2378	13.50	T2379	16.00
		T2381	18.25	T2381	18.25	T2382	19.25	T2383	22.00
		T2377	12.50	T2377	12.50	T2378	13.50	T2379	16.00
		T2381	18.25	T2381	18.25	T2382	19.25	T2383	22.00
		T2377	12.50	T2377	12.50	T2378	13.50	T2379	16.00
		T2381	18.25	T2381	18.25	T2382	19.25	T2383	22.00
		T2377	12.50	T2377	12.50	T2378	13.50	T2379	16.00
		T2381	18.25	T2381	18.25	T2382	19.25	T2383	22.00
		T2377	12.50	T2377	12.50	T2378	13.50	T2379	16.00
		T2381	18.25	T2381	18.25	T2382	19.25	T2383	22.00
		T2377	12.50	T2377	12.50	T2378	13.50	T2379	16.00
		T2381	18.25	T2381	18.25	T2382	19.25	T2383	22.00
		T2377	12.50	T2377	12.50	T2378	13.50	T2379	16.00
		T2381	18.25	T2381	18.25	T2382	19.25	T2383	22.00
		T2377	12.50	T2377	12.50	T2378	13.50	T2379	16.00
		T2381	18.25	T2381	18.25	T2382	19.25	T2383	22.00
		T2377	12.50	T2377	12.50	T2378	13.50	T2379	16.00
		T2381	18.25	T2381	18.25	T2382	19.25	T2383	22.00
		T2377	12.50	T2377	12.50	T2378	13.50	T2379	16.00
		T2381	18.25	T2381	18.25	T2382	19.25	T2383	22.00
		T2377	12.50	T2377	12.50	T2378	13.50	T2379	16.00
		T2381	18.25	T2381	18.25	T2382	19.25	T2383	22.00
		T2377	12.50	T2377	12.50	T2378	13.50	T2379	16.00
		T2381	18.25	T2381	18.25	T2382	19.25	T2383	22.00
		T2377	12.50	T2377	12.50	T2378	13.50	T2379	16.00
		T2381	18.25	T2381	18.25	T2382	19.25	T2383	22.00
		T2377	12.50	T2377	12.50	T2378	13.50	T2379	16.00
		T2381	18.25	T2381	18.25	T2382	19.25	T2383	22.00
		T2377	12.50	T2377	12.50	T2378	13.50	T2379	16.00
		T2381	18.25	T2381	18.25	T2382	19.25	T2383	22.00
		T2377	12.50	T2377	12.50	T2378	13.50	T2379	16.00
		T2381	18.25	T2381	18.25	T2382	19.25	T2383	22.00
		T2377	12.50	T2377	12.50	T2378	13.50	T2379	16.00
		T2381	18.25	T2381	18.25	T2382	19.25	T2383	22.00
		T2377	12.50	T2377	12.50	T2378	13.50	T2379	16.00
		T2381	18.25	T2381	18.25	T2382	19.25	T2383	22.00
		T2377	12.50	T2377	12.50	T2378	13.50	T2379	16.00
		T2381	18.25	T2381	18.25	T2382	19.25	T2383	22.00
		T2377	12.50	T2377	12.50	T2378	13.50	T2379	16.00
		T2381	18.25	T2381	18.25	T2382	19.25	T2383	22.00
		T2377	12.50	T2377	12.50	T2378	13.50	T2379	16.00
		T2381	18.25	T2381	18.25	T2382	19.25	T2383	22.00
		T2377	12.50	T2377	12.50	T2378	13.50	T2379	16.00
		T2381	18.25	T2381	18.25	T2382	19.25	T2383	22.00
		T2377	12.50	T2377	12.50	T2378	13.50	T2379	16.00
		T2381	18.25	T2381	18.25	T2382	19.25	T2383	22.00
		T2377	12.50	T2377	12.50	T2378	13.50	T2379	16.00
		T2381	18.25	T2381	18.25	T2382	19.25	T2383	22.00
		T2377	12.50	T2377	12.50	T2378	13.50	T2379	16.00
		T2381	18.25	T2381	18.25	T2382	19.25	T2383	22.00
		T2377	12.50	T2377	12.50	T2378	13.50	T2379	16.00
		T2381	18.25	T2381	18.25	T2382	19.25	T2383	22.00
		T2377	12.50	T2377	12.50	T2378	13.50	T2379	16.00
		T2381	18.25	T2381	18.25	T2382	19.25	T2383	22.00
		T2377	12.50	T2377	12.50	T2378	13.50	T2379	16.00
		T2381	18.25	T2381	18.25	T2382	19.25	T2383	22.00
		T2377	12.50	T2377	12.50	T2378	13.50	T2379	16.00
		T2381	18.25	T2381	18.25	T2382	19.25	T2383	22.00
		T2377	12.50	T2377	12.50	T2378	13.50	T2379	16.00
		T2381	18.25	T2381	18.25	T2382	19.25	T2383	22.00
		T2377	12.50	T2377	12.50	T2378	13.50	T2379	16.00
		T2381	18.25	T2381	18.25	T2382	19.25	T2383	22.00
		T2377	12.50	T2377	12.50	T2378	13.50	T2379	16.00
		T2381	18.25	T2381	18.25	T2382	19.25	T2383	22.00
		T2377	12.50	T2377	12.50	T2378	13.50	T2379	16.00
		T2381	18.25	T2381	18.25	T2382	19.25	T2383	22.00
		T2377	12.50	T2377	12.50	T2378	13.50	T2379	16.00
		T2381	18.25	T2381	18.25	T2382	19.25	T2383	22.00
		T2377	12.50	T2377	12.50	T2378	13.50	T2379	16.00
		T2381	18.25	T2381	18.25	T2382	19.25	T2383	22.00
		T2377	12.50	T2377	12.50	T2378	13.50	T2379	16.00
		T2381	18.25	T2381	18.25	T2382	19.25	T2383	22.00
		T2377	12.50	T2377	12.50	T2378	13.50	T2379	16.00
		T2381	18.25	T2381	18.25	T2382	19.25	T2383	22.00
		T2377	12.50	T2377	12.50	T2378	13.50	T2379	16.00
		T2381	18.25	T2381	18.25	T2382	19.25	T2383	22.00
		T2377	12.50	T2377	12.50	T2378	13.50	T2379	16.00





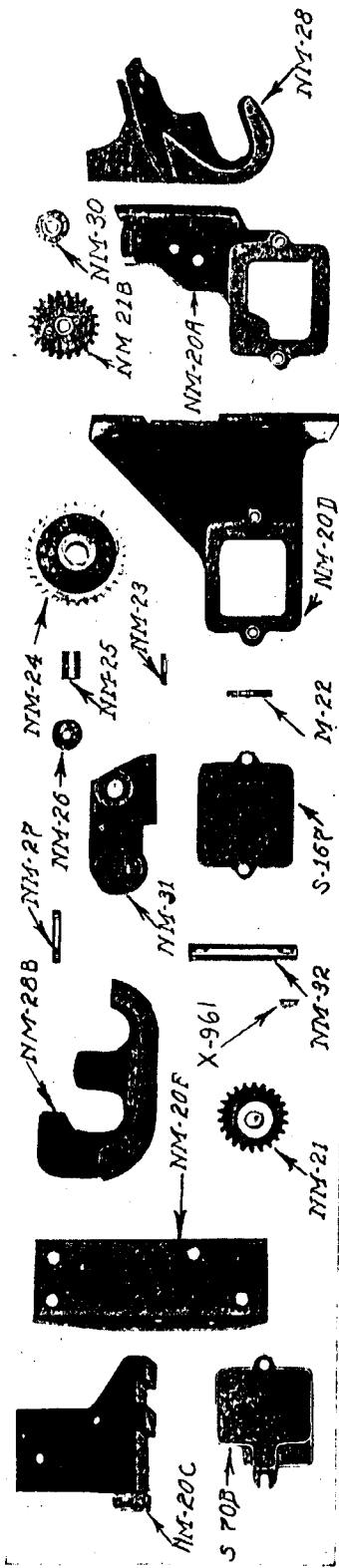


KEROSENE CARBURETOR PARTS—Continued

Part No.	Name of Part	1 1/2 H. P.		2 H. P.		3 H. P.		4 H. P.		6 H. P.		8 H. P.		10 H. P.		
		No. Used	Symbol	Price	Symbol	Price	Symbol	Price	Symbol	Price	Symbol	Price	Symbol	Price	Symbol	Price
S318	Butterfly Valve	1	2S318	.25	2S318	.25	3S318	.30	3S318	.35	6S318	.40	12S318	.40	12S318	.40
S323	Butterfly Valve Shaft Staple	1	2S323	.05	2S323	.05	2S323	.05	2S323	.05	6S323	.08	6S323	.08	6S323	.08
S531	Carburetor Cap and Chain	1	1 1/2 S531	.18	1 1/2 S531	.18	1 1/2 S531	.18	1 1/2 S531	.18	1 1/2 S531	.18	1 1/2 S531	.18	1 1/2 S531	.18
S532	Carburetor Needle Valve	1	1 1/2 S532	.45	1 1/2 S532	.45	3S532	.45	3S532	.45	3S532	.45	3S532	.45	3S532	.45
S535	Throttle Spring	1														
X1	Solderless Union for Feed and Overflow Pipe	4	X1	.20	X1	.20	X1	.20	X1	.20	X1	.20	X1	.20	X1	.20
X5	Carburetor Bowl Drain Cock	1	X5	1.50	X5	1.50	X5	1.50	X5	1.50	X5	1.50	X5	1.50	X5	1.50
X11	Solderless Union for Water Feed Pipe	2	X11	.20	X11	.20	X11	.20	X11	.20	X11	.20	X11	.20	X11	.20
X40	Pipe Plug for Carburetor Bowl, Upper	1	X40	.04	X40	.04	X40	.04	X40	.04	X40	.04	X40	.04	X40	.04
X41	Pipe Plug for Carburetor Bowl, lower; and Heat Pipe	1	X41	.04	X41	.04	X41	.04	X41	.04	X41	.04	X41	.04	X41	.04
X42	Pipe Plug for Carburetor Bowl, lower	1														
X42	Pipe Plug for Heat Pipe	2														
X61	Lock Nut for Exhaust Pipe	1	X61	.04	X61	.04	X61	.04	X61	.04	X61	.04	X61	.04	X61	.04
X62	Lock Nut for Heat Pipe	1	X62	.04	X62	.04	X62	.04	X62	.04	X62	.04	X62	.04	X62	.04
X64	Bushing for Carburetor Bowl	1														
X66	Bushing for Exhaust Pipe	1	X66	.10	X66	.10	X66	.10	X66	.10	X66	.10	X66	.10	X66	.10
X66	Bushing for Heat Pipe	1	X66	.10	X66	.10	X66	.10	X66	.10	X66	.10	X66	.10	X66	.10
X67	Bushing for Heat Pipe	1	X67	.18	X67	.18	X67	.18	X67	.18	X67	.18	X67	.18	X67	.18
X75	Reducing Elbow for Exhaust Pipe	1	X75	.18	X75	.18	X75	.18	X75	.18	X75	.18	X75	.18	X75	.18
X81	Reducing Elbow for Exhaust Pipe	1	X81	.18	X81	.18	X81	.18	X81	.18	X81	.18	X81	.18	X81	.18
X89	Street Elbow for Water Feed Pipe	1	X89	.15	X89	.15	X89	.15	X89	.15	X89	.15	X89	.15	X89	.15
X90	Street Elbow for Carburetor Drain and Exhaust Pipe	1	X90	.15	X90	.15	X90	.15	X90	.15	X90	.15	X90	.15	X90	.15
X91	Street Elbow for Heat Pipe	2	X91	.15	X91	.15	X91	.15	X91	.15	X91	.15	X91	.15	X91	.15
X95	Tee for Carburetor Drain	1	X95	.18	X95	.18	X95	.18	X95	.18	X95	.18	X95	.18	X95	.18
X95	Tee for Heat Pipe	1	X95	.15	X95	.15	X95	.15	X95	.15	X95	.15	X95	.15	X95	.15
X98	Tee for Heat Pipe	1	X98	.15	X98	.15	X98	.15	X98	.15	X98	.15	X98	.15	X98	.15
X204	Machine Screws for Carburetor Bowl	4	X204	.01	X204	.01	X204	.01	X204	.01	X204	.01	X204	.01	X204	.01
X205	Machine Screws for Carburetor Bowl	4	X205	2.40	X205	2.40	X205	2.40	X205	2.40	X205	2.40	X205	2.40	X205	2.40
*	Water Valve assembled per S1640	1	K19B	2.40	K19B	2.40	K19B	2.40	K19B	2.40	K19B	2.40	K19B	2.40	K19B	2.40

\*PARTS NOT ILLUSTRATED

BRACKET ASSEMBLY PARTS FOR ROTATING TYPES OF MAGNETOS



Always Give Model and Serial Number of Engine and Outfit When Ordering Repairs

Distributor's wholesale Price List.  
Retail Prices Approx. 20% higher.

N O V O E N G I N E C O M P A N Y



L A N S I N G , M I C H I G A N , U . S . A .

**BRACKET ASSEMBLY PARTS FOR ROTATING TYPES OF MAGNETOS—Continued**

Part No.	Name of Part	No. Used	1 1/2 H. P. Symbol	Price	2 H. P. Symbol	Price	3 H. P. Symbol	Price	4 H. P. Symbol	Price	6 H. P. Symbol	Price	8 H. P. Symbol	Price	10 H. P. Symbol	Price
*NM20	Magneto Bracket for Bosch Magnetos Model BAI, FX1 and Dixie T7 (used on 1 1/2 H. P. up to engine No. 80573)	1	1 1/2 NM20B	3.75												
NM20C	Magneto Bracket for Bosch Magnetos Model BAI, FX1 (used on 1 1/2 H. P. after engine No. 80573)	1	1 1/2 NM20C	4.00												
NM20C	Magneto Bracket for Bosch Magnetos Model BAI, FX1, for attaching bracket to pad above hand hole cover	1			2NM20C	4.25	2NM20C	4.25	4NM20B	4.25						
*NM20	Magneto Bracket for Bosch Magnetos Model FX1 and BAM for attaching bracket to pad above hand hole cover	1														
NM20F	Magneto Bracket for Bosch Magnetos Model DU1 and Dixie 601 for attaching bracket to pad above hand hole cover	1									6NM20H	3.00	6NM20H	3.00	6NM20H	3.00
NM20A	Magneto Bracket for Bosch Magnetos Model BAI, FX1 and Dixie 601 for attaching bracket under hand hole cover	1														
NM20D	Magneto Bracket for Bosch Magnetos Model DU1, BAM, FX1 and Dixie 601 for attaching bracket under hand hole cover	1			2NM20A	4.25	2NM20A	4.25	4NM20	4.50						
NM21B	Magneto Pinion (used on 1 1/2 H. P. up to engine No. 80573)	1														
NM21	Magneto Pinion (used on 1 1/2 H. P. after engine No. 80573)	1	1NM21B	1.25												
NM22	Magneto Bracket Stud (used with bracket for attaching under hand hole cover)	1	2NM21B	1.25	2NM21B	1.25	2NM21B	1.25	4NM21A	1.50	6NM20D	6.00	8NM20A	6.75	8NM20A	6.75
*NM23	Magneto Stud for Dixie Magneto Model T7	2	1NM23A	.12	2NM22	.25	2NM22	.25	2NM22	.25	2NM22	.25	2NM22	.25	2NM22	.25
NM23	Magneto Stud for Bosch Magnetos Model BAI and FX1	2	1NM23B	.12	1NM23B	.12	1NM23B	.12	1NM23B	.12						
NM23	Magneto Stud for Bosch Magnetos Model FX1 and BAM used with bracket for attaching on pad above hand hole cover	2									6NM23A	.12	6NM23A	.12	6NM23A	.12
NM23	Magneto Bracket Stud for Bosch Magnetos Model DU1 used with bracket for attaching on pad above hand hole cover	2														
NM23	Magneto Stud for Bosch Magnetos Model DU1 and Dixie 601 used with bracket for attaching under hand hole cover	2														
NM23	Magneto Drive Shaft Bearing Stud, used with bracket for attaching to pad above hand hole cover	2														
NM23	Magneto Drive Shaft Bearing Stud, used with bracket for attaching to pad above hand hole cover	2														
*NM24	Intermediate Gear (used on 1 1/2 H. P. after engine No. 80573)	1	1NM24	1.50												
NM24	Intermediate Gear (used on 1 1/2 H. P. up to engine No. 80573)	1	2NM24	1.75	2NM24	1.75	2NM24	1.75	2NM24	1.75						
NM24	Intermediate Gear for Bosch Magnetos Model FX1, BAM, DU1 and Dixie 601, used with bracket for attaching to pad above hand hole cover	1														
NM24	Intermediate Gear for Bosch Magnetos Model FX1, BAM, DU1 and Dixie 601, used with bracket for attaching under hand hole cover	1														

Always Give Model and Serial Number of Engine and Outfit When Ordering Repairs



BRACKET ASSEMBLY PARTS FOR ROTATING TYPES OF MAGNETOS—Continued

Part No.	Name of Part	No. Used	1 1/2 H. P.	2 H. P.	3 H. P.	4 H. P.	6 H. P.	8 H. P.	10 H. P.
			Symbol	Symbol	Symbol	Symbol	Symbol	Symbol	Symbol
			Price	Price	Price	Price	Price	Price	Price
*NM25	Intermediate Gear Bushing (used on 1 1/2 H. P. up to engine No. 80573)	1	1NM25 .25						
NM25	Intermediate Gear Bushing (used on 1 1/2 H. P. after engine No. 80573)	1	2NM25 .35	2NM25 .35	2NM25 .35	2NM25 .35	2NM25 .35	2NM25 .35	2NM25 .35
*NM26	Intermediate Gear Washer	1	2NM26 .25	2NM26 .25	2NM26 .25	2NM26 .25	2NM26 .25	2NM26 .25	2NM26 .25
*NM27	Intermediate Gear Stud (used on 1 1/2 H. P. after engine No. 80573)	1	1NM27 .15						
NM27	Intermediate Gear Stud (used on 1 1/2 H. P. up to engine No. 80573)	1	2NM27 .15	2NM27 .15	2NM27 .15	2NM27 .15	2NM27 .15	2NM27 .15	2NM27 .15
*NM28	Magneto Gear Guard (used on 1 1/2 H. P. up to engine No. 80573)	1	1NM28 .45						
NM28	Magneto Gear Guard for use with bracket for attaching to pad above hand hole cover (used on 1 1/2 H. P. after engine No. 80573)	1	1 1/2 NM28 .60	2NM28B .75	2NM28B .75	2NM28B .75	6NM28B .75	6NM28B .75	6NM28B .75
*NM30	Magneto Pinion Hub for use with bracket for attaching under hand hole cover	1	2NM28 .75	2NM28 .75	4NM28A .75	6NM28B .75	6NM28B .75	6NM28B .75	6NM28B .75
NM30	Magneto Pinion Hub for Bosch Magnetos Model BAI, FXI and Dixie T7 (used on 1 1/2 H. P. up to engine No. 80573)	1	1NM30C 1.00						
*NM31	Magneto Pinion Hub for Bosch Magnetos Model BAI, FXI and Dixie 601 (used on 1 1/2 H. P. after engine No. 80573)	1	2NM30A 1.00	2NM30A 1.00	2NM30A 1.00	2NM30A 1.00			
NM31	Magneto Drive Shaft Bearing for Bosch Magneto Model DU1 and Dixie 601	1							
*NM32	Magneto Drive Shaft for Bosch Magneto Model BAI and FXI	1							
NM32	Magneto Drive Shaft for Bosch Magneto Model DU1 and Dixie 601	1							
*NM50	Magneto Cable for Bosch Magnetos Models BAI and FXI	1	1 1/2 NM50 .40	2NM50 .40	2NM50 .40	4NM50 .40			
*NM50	Magneto Cable for Dixie Magnetos Model T7 and 601	1	1 1/2 NM50C .60	2NM50B .60	2NM50B .60	4NM50A .60			
*NM50	Magneto Cable for Bosch Magnetos Model BAI and FXI	1							
*NM50	Magneto Cable for Bosch Magnetos Model DU1	1							
S70B	Special Hand Hole Cover for Back Geared Engines only	1							
*X14	No. 00 Grease Cup	1		2S70B .60	2S70B .60	2S70B .60	2S70B .60	2S70B .60	2S70B .60
*X233	No. 10-32x1/4" Fillister Head Machine Screw	1				X233 .06	X14 .08	X14 .08	X14 .08
*X234	No. 10-32x3/4" Fillister Head Machine Screw	4	.06	X234 .06	X234 .06	X234 .06			
*X365	3/4" Hex. Nut	2	.02	X365 .02	X365 .02	X365 .02	X365 .02	X365 .02	X365 .02
*X367	5/16" Hex. Nut	4	.02	X367 .02	X365 .02	X365 .02	X365 .02	X365 .02	X365 .02
*X369	3/8" Hex. Nut	1	.03	X369 .03	X369 .03	X369 .03	X369 .03	X369 .03	X369 .03
*X411	3/16" Lock Washer	4	.01	X411 .01	X411 .01	X411 .01	X411 .01	X411 .01	X411 .01
*X412	1/4" Lock Washer	2	.01	X412 .01	X412 .01	X412 .01	X412 .01	X412 .01	X412 .01
*X413	5/16" Lock Washer	2	.01	X413 .01	X413 .01	X413 .01	X413 .01	X413 .01	X413 .01
*X414	3/8" Lock Washer	2	.01	X414 .01	X414 .01	X414 .01	X414 .01	X414 .01	X414 .01
*X434	5/16"x7/8" Hex. Head Cap Screw	2	.04	X434 .04	X434 .04	X434 .04	X434 .04	X434 .04	X434 .04
*X449	3/8"x1" Hex. Head Cap Screw	2	.04	X449 .04	X449 .04	X449 .04	X449 .04	X449 .04	X449 .04
*X450	3/8"x1 1/4" Hex. Head Cap Screw	2	.04	X450 .04	X450 .04	X450 .04	X450 .04	X450 .04	X450 .04
*X451	3/8"x1 1/2" Hex. Head Cap Screw	2	.05	X451 .05	X450 .04	X450 .04	X450 .04	X450 .04	X450 .04
*X526	No. 2x1 1/2" Taper Pin	1					X526 .02	X526 .02	X526 .02
X961	No. 8 Woodruff Key	2					X961 .03	X961 .03	X961 .03

NOTE: When ordering parts for either magneto or assemblies it is very essential in addition to furnishing serial number of engine, to state type, make, and serial number of magneto, also whether bracket is attached to pad or under hand hole cover.

\*PARTS NOT ILLUSTRATED